

Control de calidad GNSS GPS diario

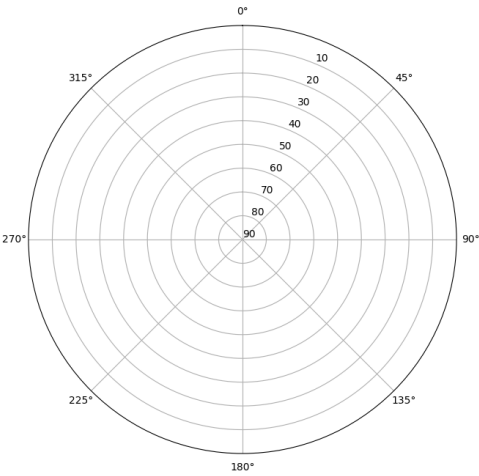
Estacion: EIVI

Fecha: 2026 06 14

Dia del año: 165

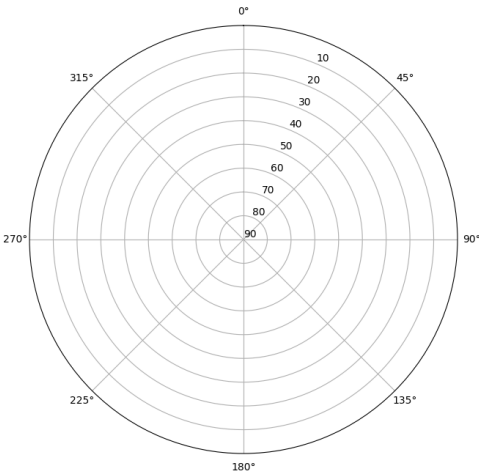
Señal-Ruido GPS L1 y L2

Skyplot for station EIVI. Signal to Noise S1C Data file EIVI00ESP_R_2026165.xtr



Data starts 2026 06 14 00:00:00

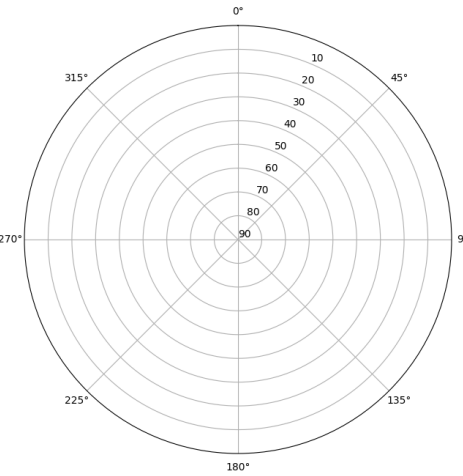
Skyplot for station EIVI. Signal to Noise S2S Data file EIVI00ESP_R_2026165.xtr



Data starts 2026 06 14 00:00:00

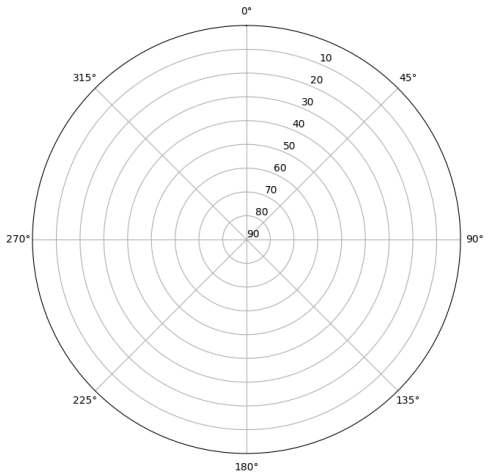
Multipath GPS L1 y L2

Skyplot for station EIVI. Parameter M1C Data file EIVI00ESP_R_2026165.xtr



Data starts 2026 06 14 00:00:00

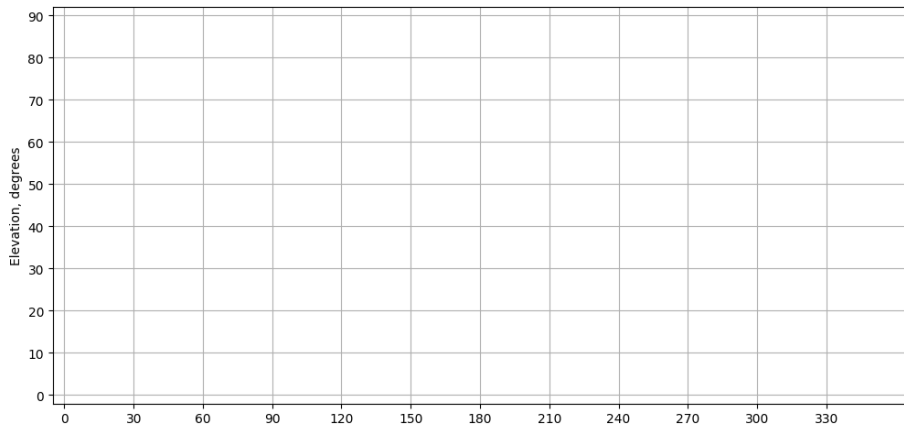
Skyplot for station EIVI. Parameter M2S Data file EIVI00ESP_R_2026165.xtr



Data starts 2026 06 14 00:00:00

Azimut-Elevacion


Azimuth-elevation plot for station EIVI. Signal to Noise S1C Data file EIVI00ESP_R_2026165.xtr



Data starts 2026 06 14 00:00:00

Tiempo-Elevacion

Time-elevation plot for station EIVI. Signal to Noise S1C Data file EIVI00ESP_R_2026165.xtr

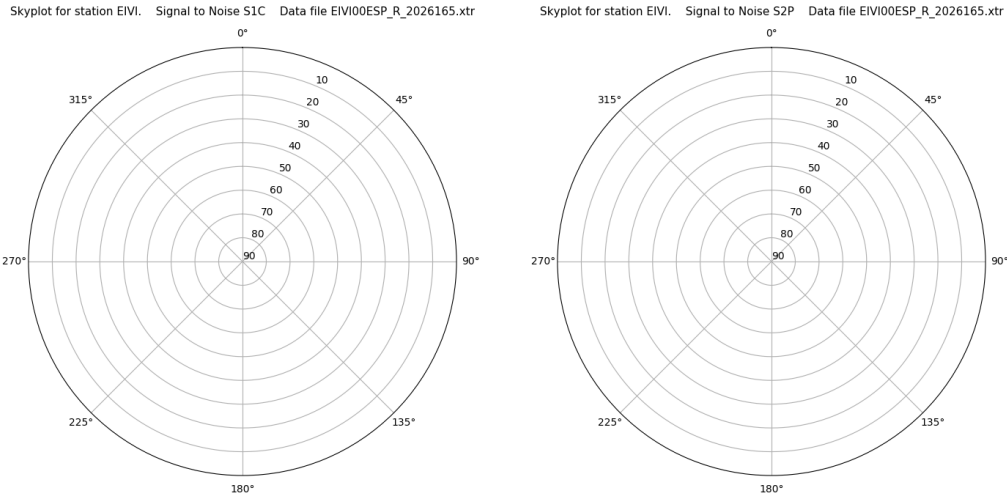


Data starts 2026 06 14 00:00:00

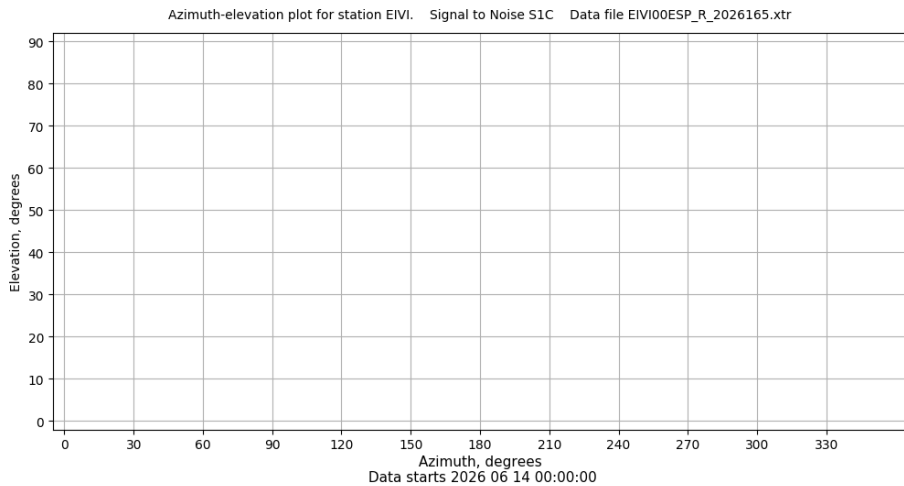
Control de calidad GNSS GLO diario

Estacion: EIVI
 Fecha: 2026 06 14
 Dia del año: 165

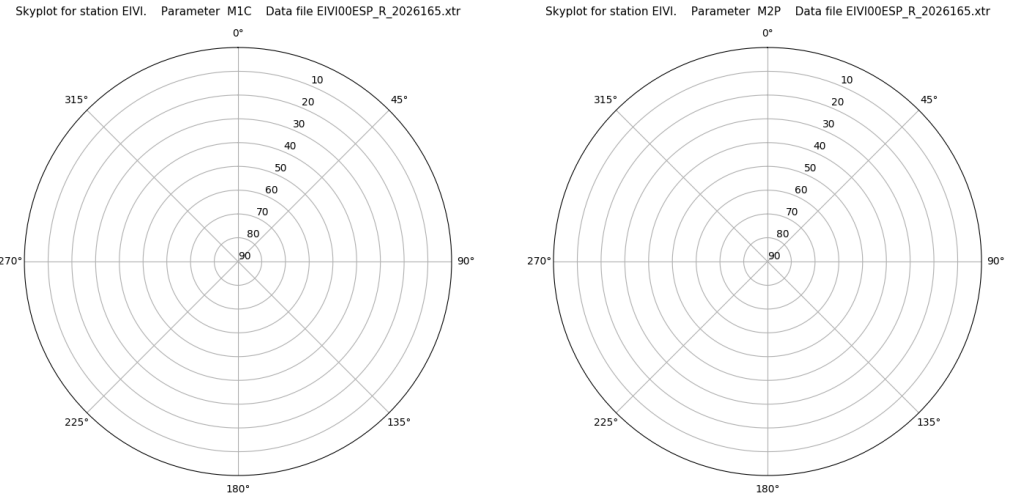
Señal-Ruido GLO L1 y L2



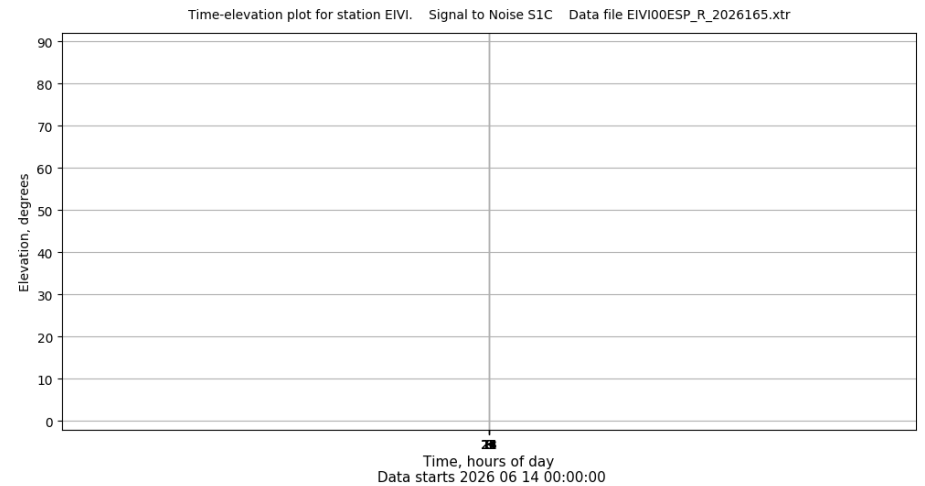
Azimut-Elevacion



Multipath GLO L1 y L2



Tiempo-Elevacion



Control de calidad GNSS GAL diario

Estacion: EIVI

Fecha: 2026 06 14

Dia del año: 165

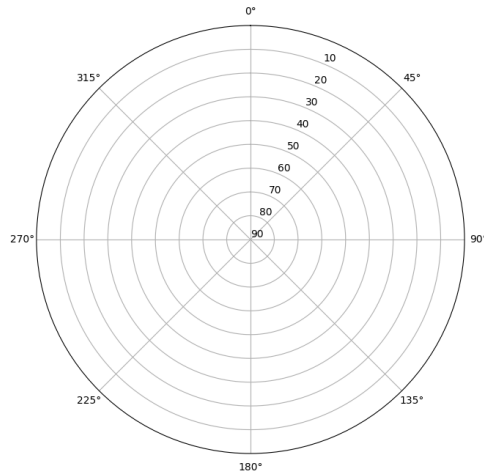
Señal-Ruido GAL E1 y E5

Skyplot for station EIVI. Signal to Noise S1C Data file EIVI00ESP_R_2026165.xtr



Data starts 2026 06 14 00:00:00

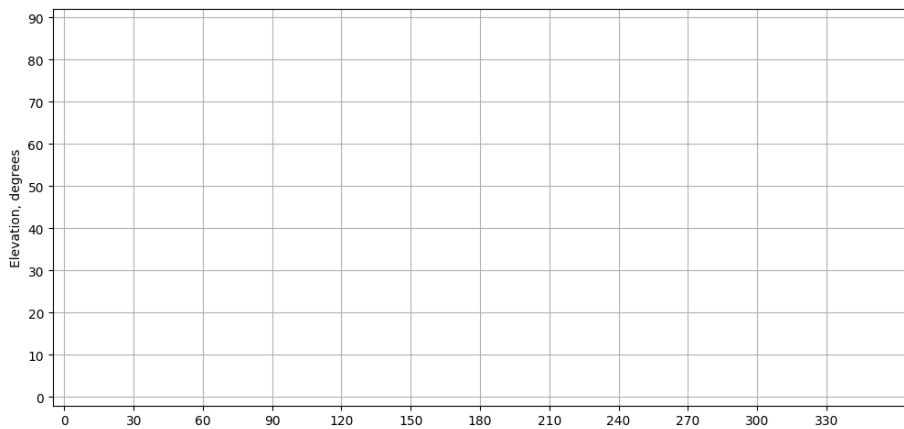
Skyplot for station EIVI. Signal to Noise S5Q Data file EIVI00ESP_R_2026165.xtr



Data starts 2026 06 14 00:00:00

Azimut-Elevacion

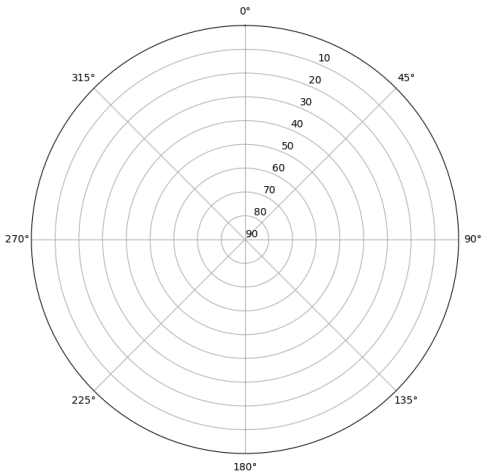
Azimuth-elevation plot for station EIVI. Signal to Noise S1C Data file EIVI00ESP_R_2026165.xtr



Data starts 2026 06 14 00:00:00

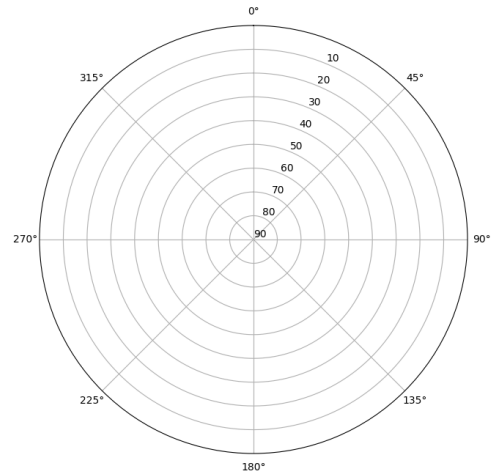
Multipath GAL E1 y E5

Skyplot for station EIVI. Parameter M1C Data file EIVI00ESP_R_2026165.xtr



Data starts 2026 06 14 00:00:00


Skyplot for station EIVI. Parameter M5Q Data file EIVI00ESP_R_2026165.xtr



Data starts 2026 06 14 00:00:00

Tiempo-Elevacion

Time-elevation plot for station EIVI. Signal to Noise S1C Data file EIVI00ESP_R_2026165.xtr



Data starts 2026 06 14 00:00:00