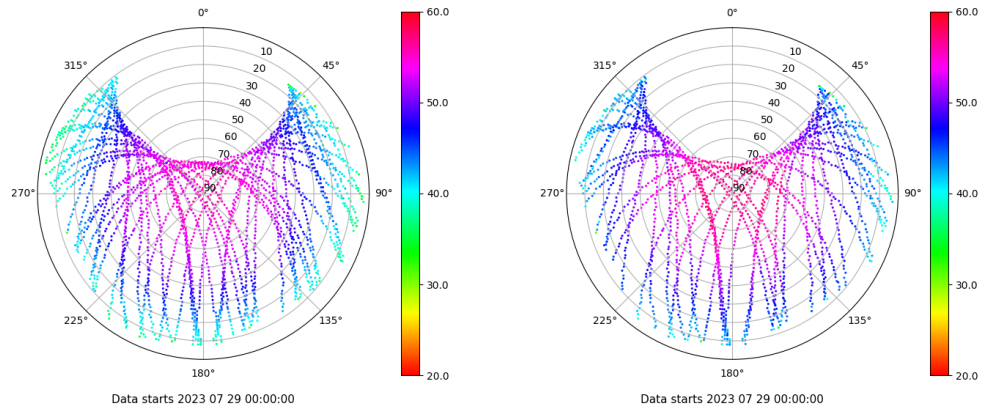


Control de calidad GNSS GPS diario

Estacion: VBLO
 Fecha: 2023 07 29
 Dia del año: 210

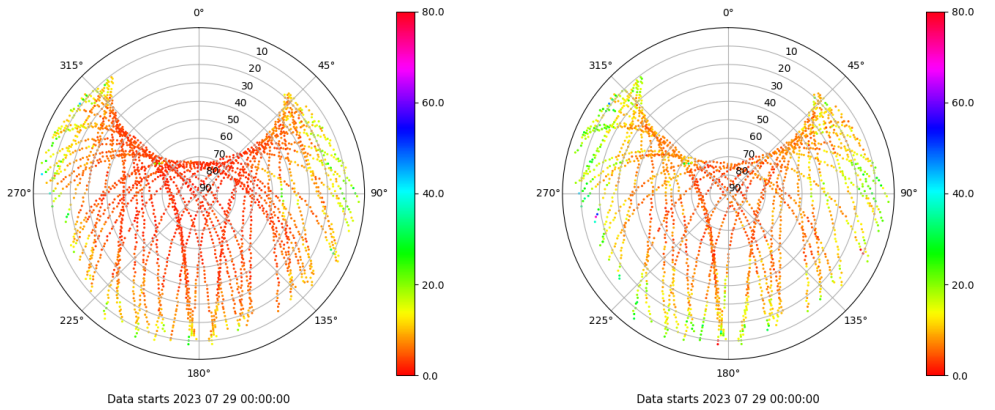
Señal-Ruido GPS L1 y L2

Skyplot for station VBLO. Signal to Noise S1C Data file VBLO00ESP_R_2023210.xtr Skyplot for station VBLO. Signal to Noise S2S Data file VBLO00ESP_R_2023210.xtr



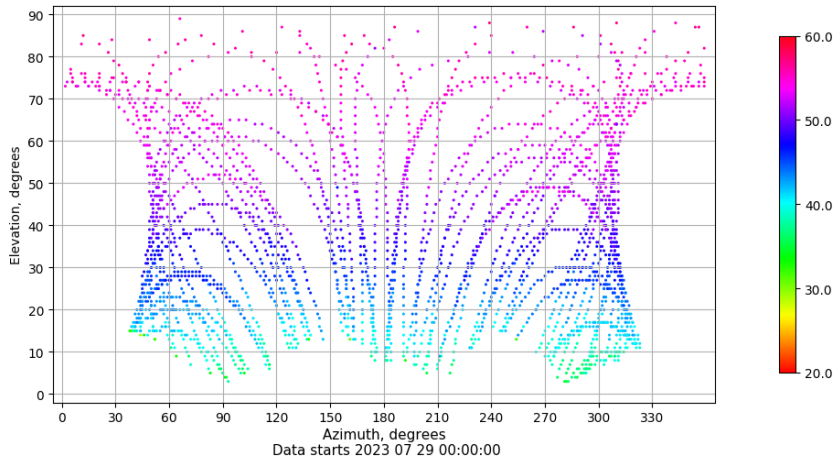
Multipath GPS L1 y L2

Skyplot for station VBLO. Parameter M1C Data file VBLO00ESP_R_2023210.xtr Skyplot for station VBLO. Parameter M2S Data file VBLO00ESP_R_2023210.xtr



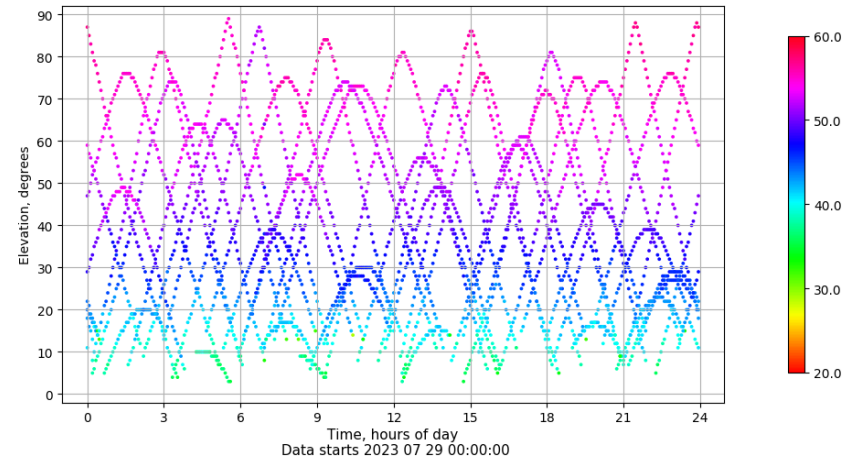
Azimuth-Elevacion

Azimuth-elevation plot for station VBLO. Signal to Noise S1C Data file VBLO00ESP_R_2023210.xtr



Tiempo-Elevacion

Time-elevation plot for station VBLO. Signal to Noise S1C Data file VBLO00ESP_R_2023210.xtr

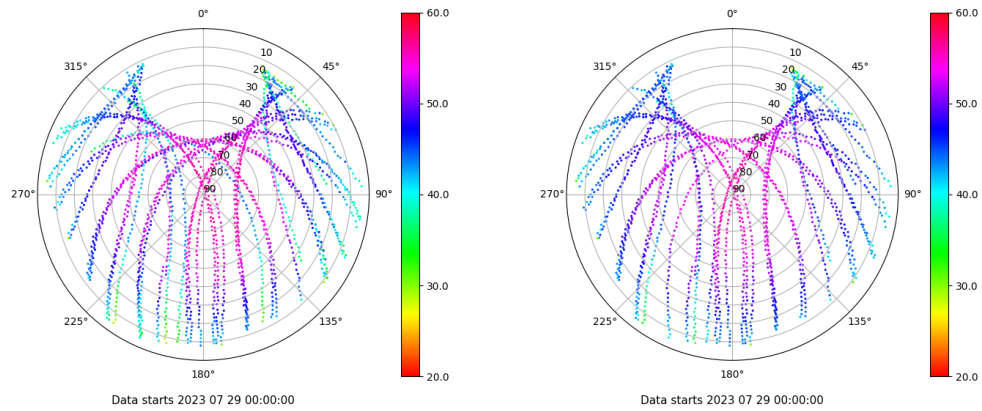


Control de calidad GNSS GLO diario

Estacion: VBLO
 Fecha: 2023 07 29
 Dia del año: 210

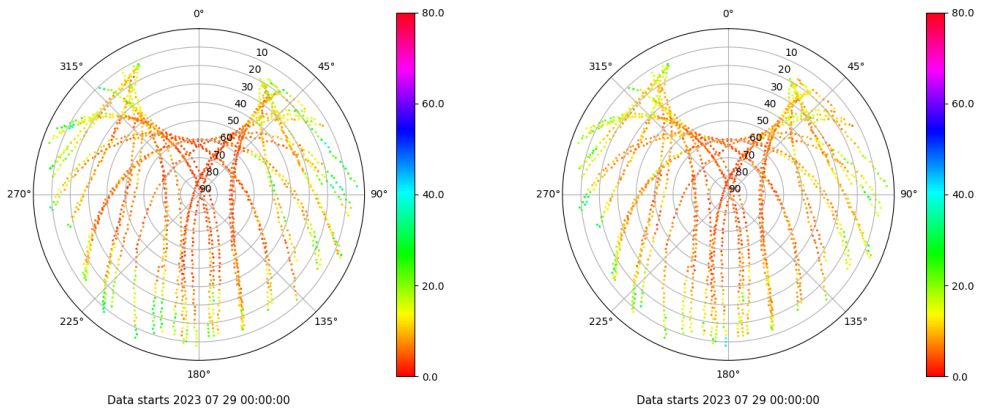
Señal-Ruido GLO L1 y L2

Skyplot for station VBLO. Signal to Noise S1C Data file VBLO00ESP_R_2023210.xtr Skyplot for station VBLO. Signal to Noise S2C Data file VBLO00ESP_R_2023210.xtr



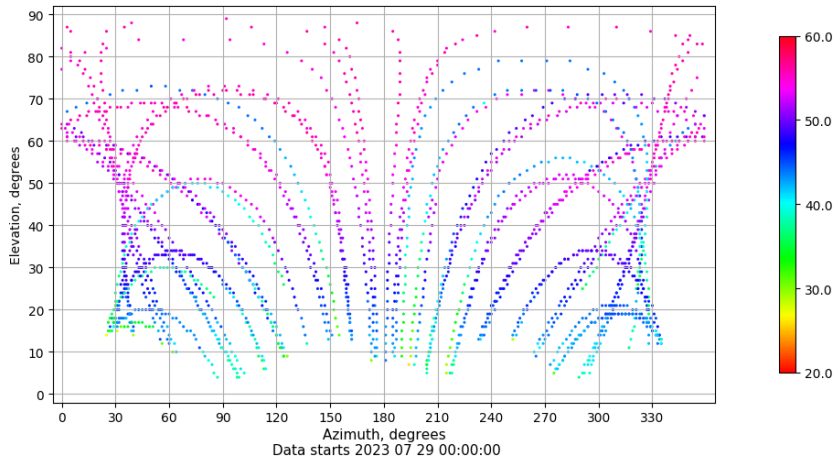
Multipath GLO L1 y L2

Skyplot for station VBLO. Parameter M1C Data file VBLO00ESP_R_2023210.xtr Skyplot for station VBLO. Parameter M2C Data file VBLO00ESP_R_2023210.xtr



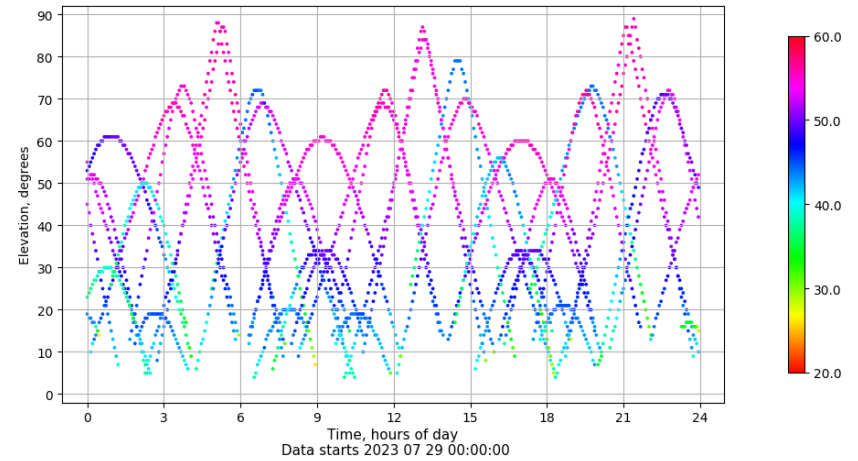
Azimuth-Elevacion

Azimuth-elevation plot for station VBLO. Signal to Noise S1C Data file VBLO00ESP_R_2023210.xtr



Tiempo-Elevacion

Time-elevation plot for station VBLO. Signal to Noise S1C Data file VBLO00ESP_R_2023210.xtr

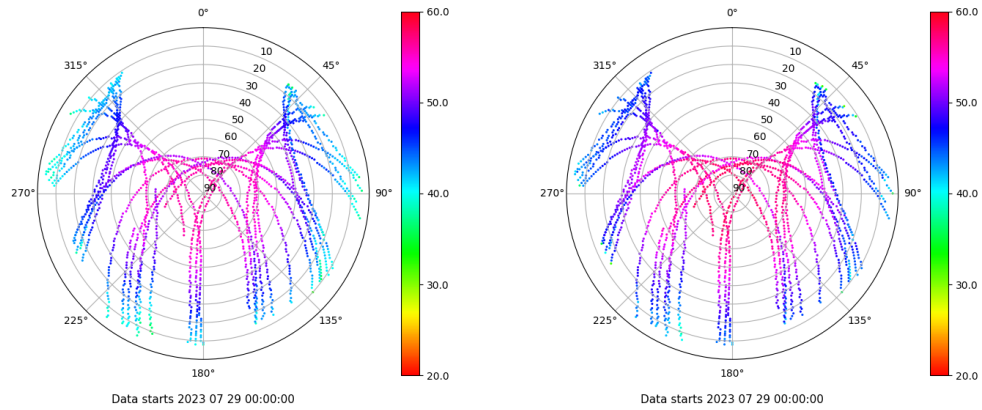


Control de calidad GNSS GAL diario

Estacion: VBLO
 Fecha: 2023 07 29
 Dia del año: 210

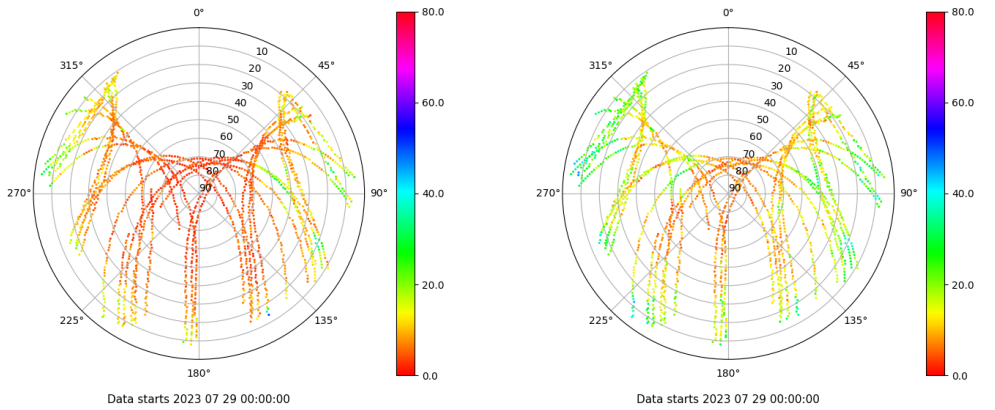
Señal-Ruido GAL E1 y E5

Skyplot for station VBLO. Signal to Noise S1C Data file VBLO00ESP_R_2023210.xtr Skyplot for station VBLO. Signal to Noise S5Q Data file VBLO00ESP_R_2023210.xtr



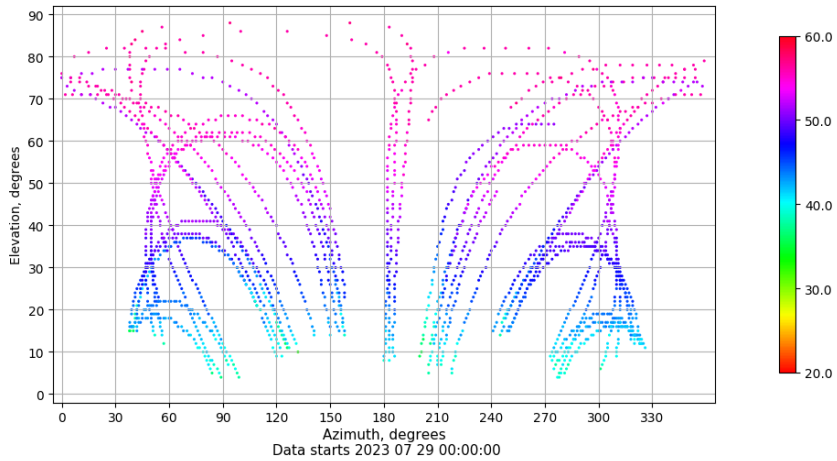
Multipath GAL E1 y E5

Skyplot for station VBLO. Parameter M1C Data file VBLO00ESP_R_2023210.xtr Skyplot for station VBLO. Parameter M5Q Data file VBLO00ESP_R_2023210.xtr



Azimuth-Elevacion

Azimuth-elevation plot for station VBLO. Signal to Noise S1C Data file VBLO00ESP_R_2023210.xtr



Tiempo-Elevacion

Time-elevation plot for station VBLO. Signal to Noise S1C Data file VBLO00ESP_R_2023210.xtr

