

Control de calidad GNSS GPS diario

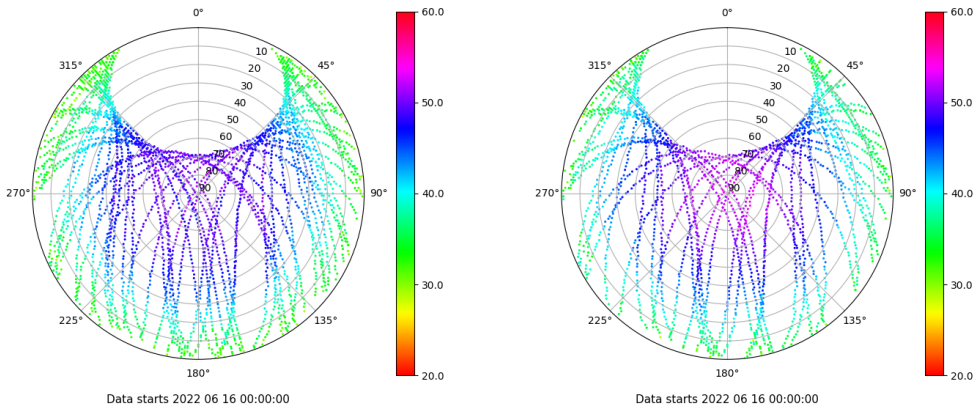
Estacion: UTI1

Fecha: 2022 06 16

Dia del año: 167

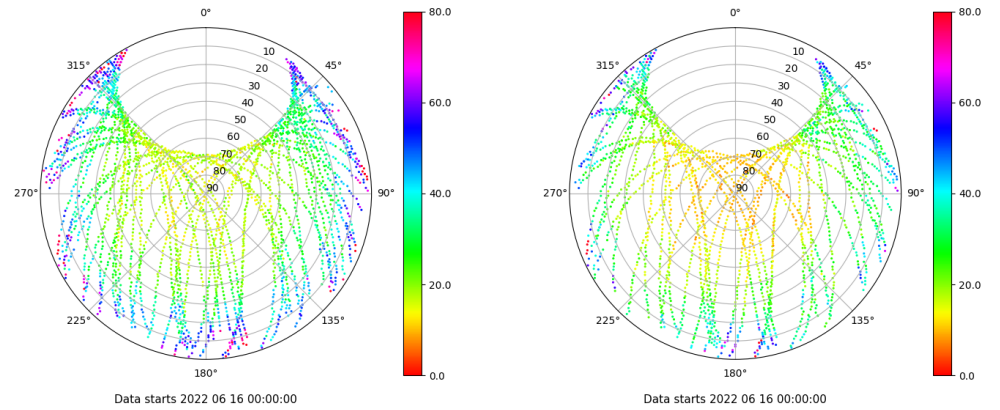
Señal-Ruido GPS L1 y L2

Skyplot for station UTI1. Signal to Noise S1C Data file UTI100ESP_R_2022167.xtr Skyplot for station UTI1. Signal to Noise S2X Data file UTI100ESP_R_2022167.xtr



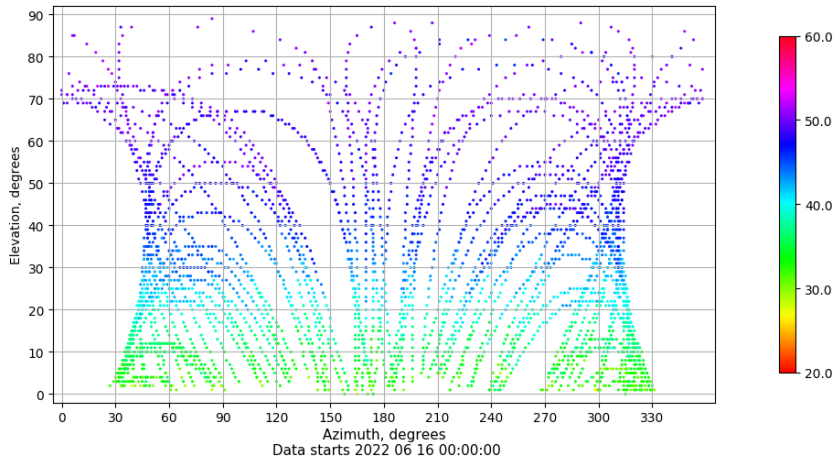
Multipath GPS L1 y L2

Skyplot for station UTI1. Parameter M1C Data file UTI100ESP_R_2022167.xtr Skyplot for station UTI1. Parameter M2X Data file UTI100ESP_R_2022167.xtr



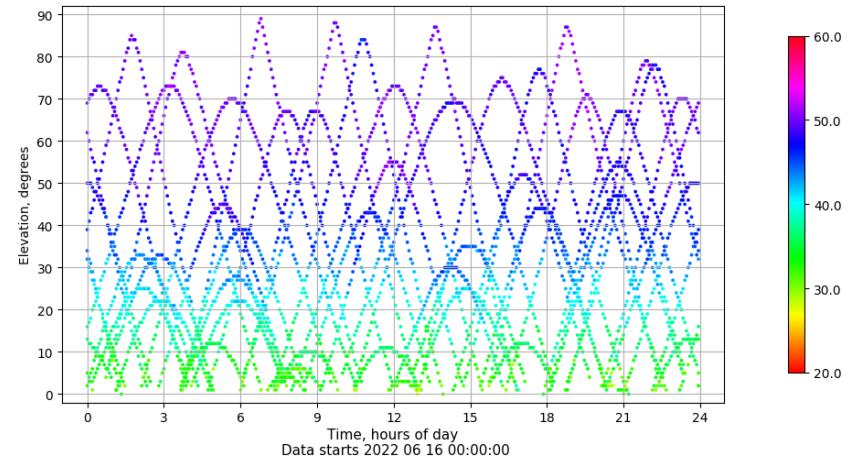
Azimuth-Elevacion

Azimuth-elevation plot for station UTI1. Signal to Noise S1C Data file UTI100ESP_R_2022167.xtr



Tiempo-Elevacion

Time-elevation plot for station UTI1. Signal to Noise S1C Data file UTI100ESP_R_2022167.xtr

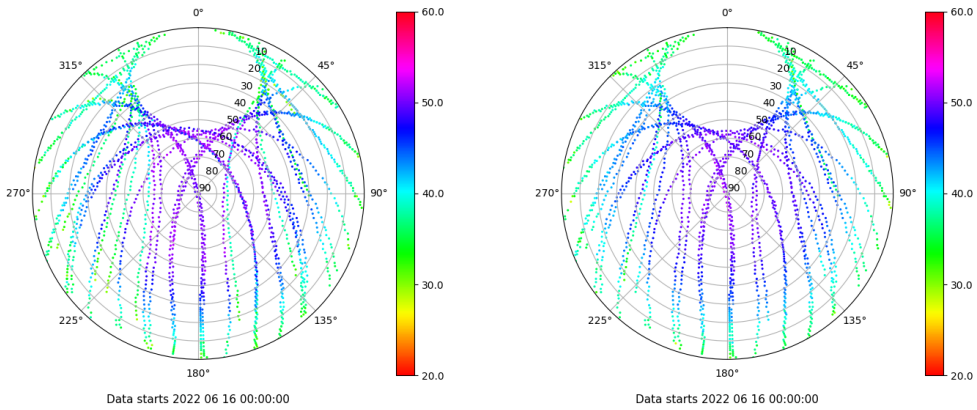


Control de calidad GNSS GLO diario

Estacion: UT11
 Fecha: 2022 06 16
 Dia del año: 167

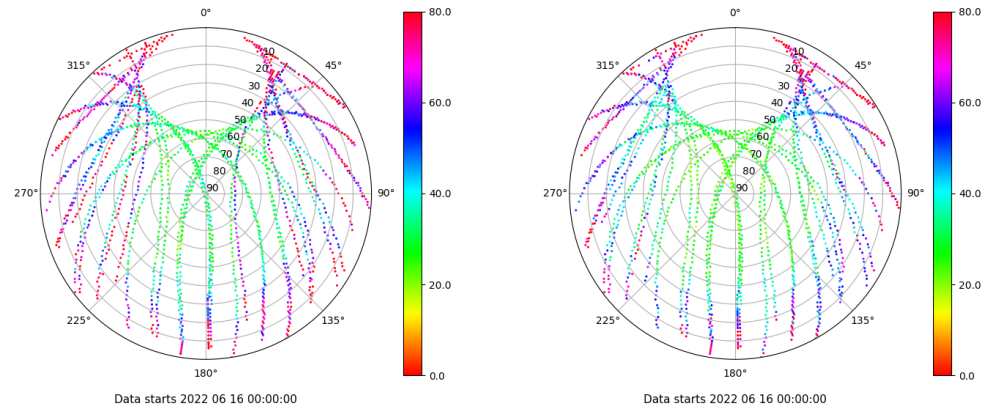
Señal-Ruido GLO L1 y L2

Skyplot for station UT11. Signal to Noise S1C Data file UTI100ESP_R_2022167.xtr Skyplot for station UT11. Signal to Noise S2C Data file UTI100ESP_R_2022167.xtr



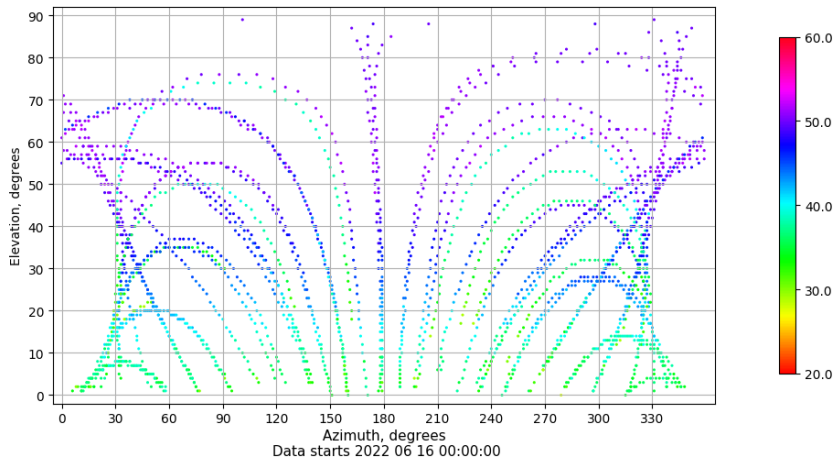
Multipath GLO L1 y L2

Skyplot for station UT11. Parameter M1C Data file UTI100ESP_R_2022167.xtr Skyplot for station UT11. Parameter M2C Data file UTI100ESP_R_2022167.xtr



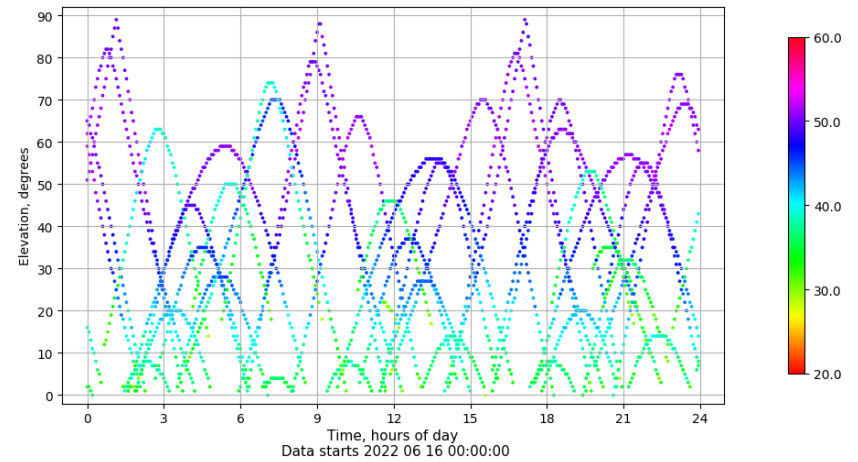
Azimuth-Elevacion

Azimuth-elevation plot for station UT11. Signal to Noise S1C Data file UTI100ESP_R_2022167.xtr



Tiempo-Elevacion

Time-elevation plot for station UT11. Signal to Noise S1C Data file UTI100ESP_R_2022167.xtr



Control de calidad GNSS GAL diario

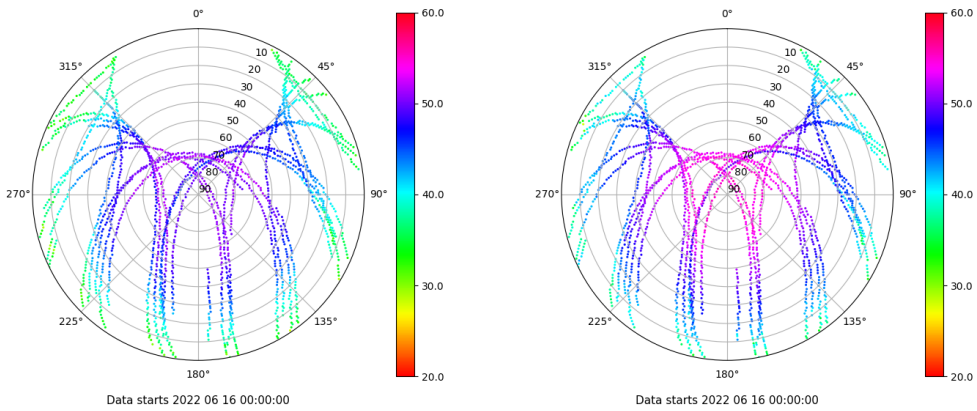
Estacion: UTI1

Fecha: 2022 06 16

Dia del año: 167

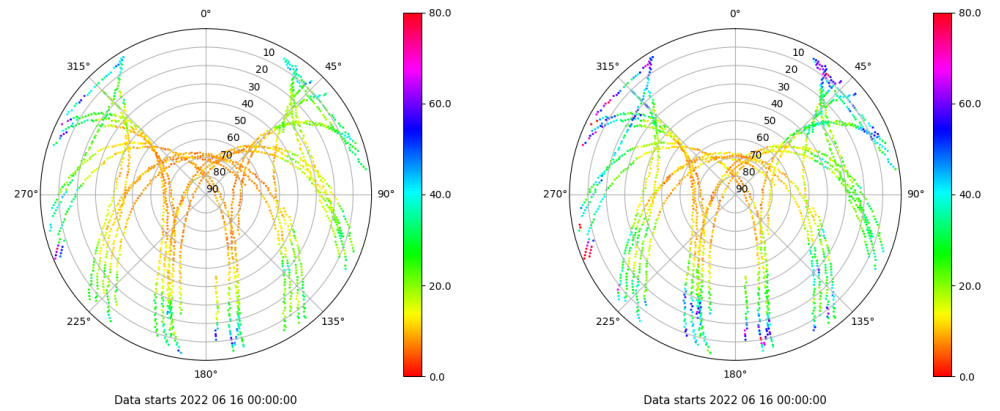
Señal-Ruido GAL E1 y E5

Skyplot for station UTI1. Signal to Noise S1X Data file UTI100ESP_R_2022167.xtr Skyplot for station UTI1. Signal to Noise S5X Data file UTI100ESP_R_2022167.xtr



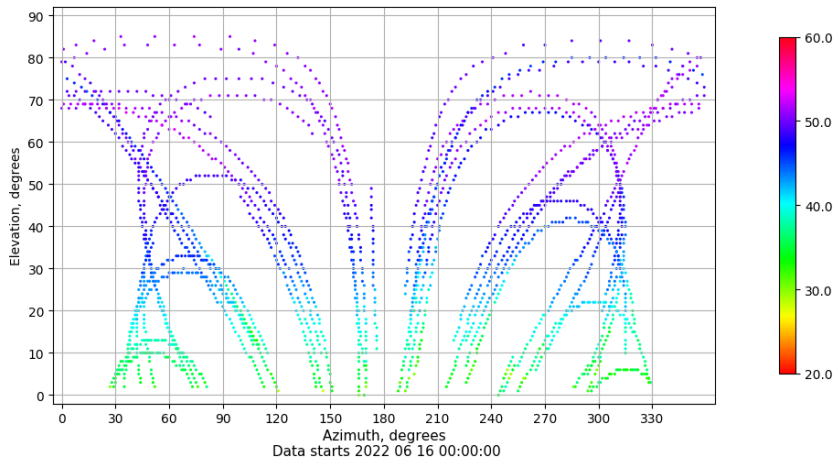
Multipath GAL E1 y E5

Skyplot for station UTI1. Parameter M1X Data file UTI100ESP_R_2022167.xtr Skyplot for station UTI1. Parameter M5X Data file UTI100ESP_R_2022167.xtr



Azimuth-Elevacion

Azimuth-elevation plot for station UTI1. Signal to Noise S1X Data file UTI100ESP_R_2022167.xtr



Tiempo-Elevacion

Time-elevation plot for station UTI1. Signal to Noise S1X Data file UTI100ESP_R_2022167.xtr

