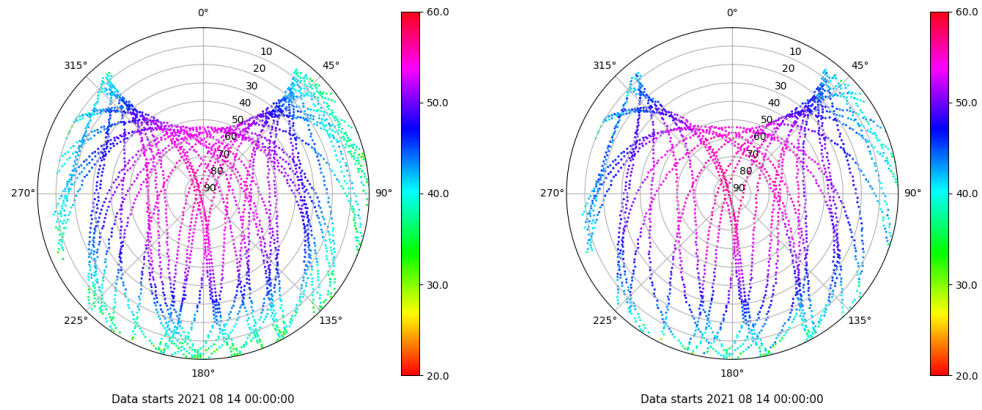


Control de calidad GNSS GPS diario

Estacion: TN01
 Fecha: 2021 08 14
 Dia del año: 226

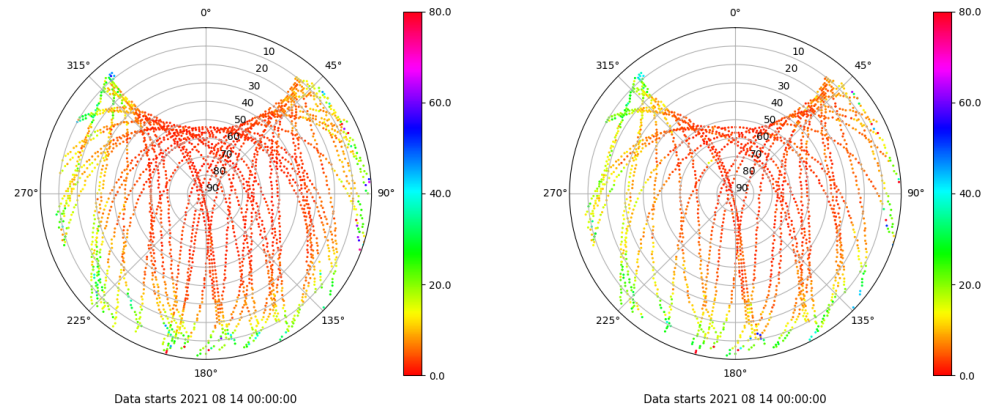
Señal-Ruido GPS L1 y L2

Skyplot for station TN01. Signal to Noise S1C Data file TN0100ESP_R_2021226.xtr Skyplot for station TN01. Signal to Noise S2S Data file TN0100ESP_R_2021226.xtr



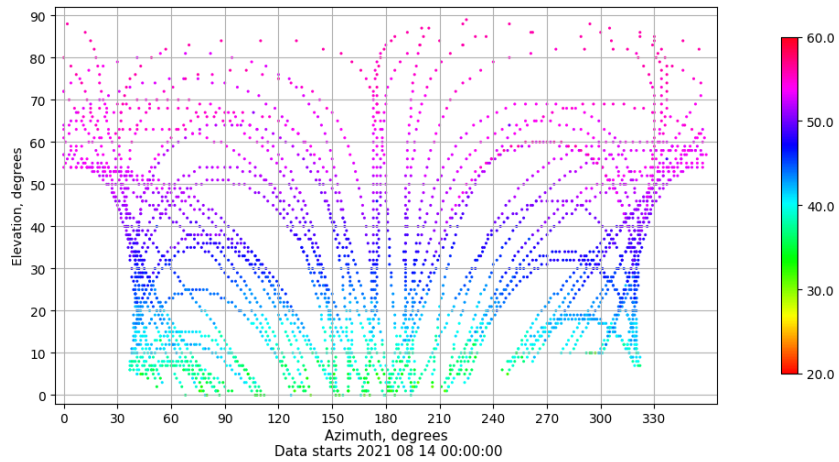
Multipath GPS L1 y L2

Skyplot for station TN01. Parameter M1C Data file TN0100ESP_R_2021226.xtr Skyplot for station TN01. Parameter M2S Data file TN0100ESP_R_2021226.xtr



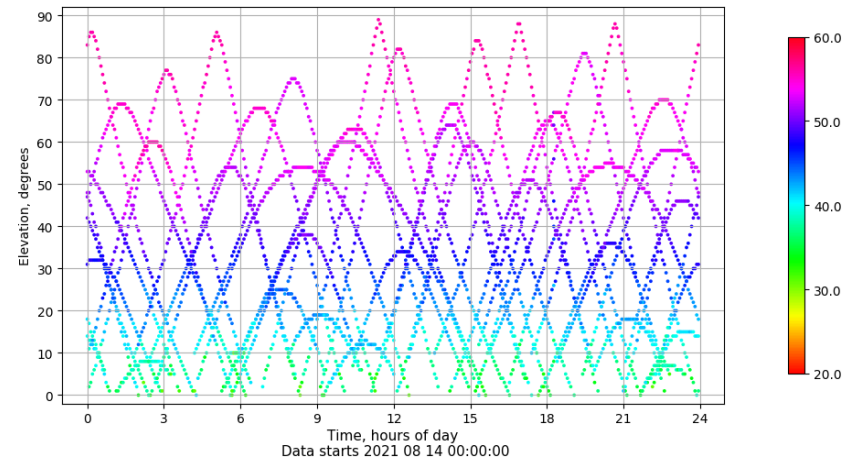
Azimuth-Elevacion

Azimuth-elevation plot for station TN01. Signal to Noise S1C Data file TN0100ESP_R_2021226.xtr



Tiempo-Elevacion

Time-elevation plot for station TN01. Signal to Noise S1C Data file TN0100ESP_R_2021226.xtr

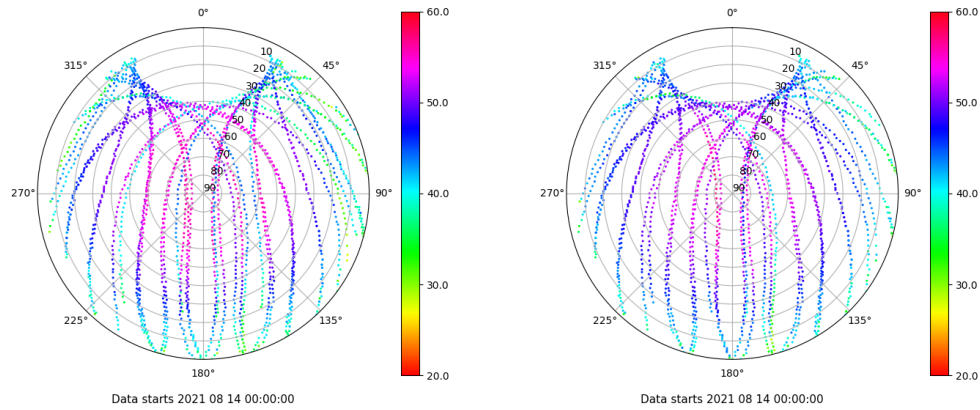


Control de calidad GNSS GLO diario

Estacion: TN01
 Fecha: 2021 08 14
 Dia del año: 226

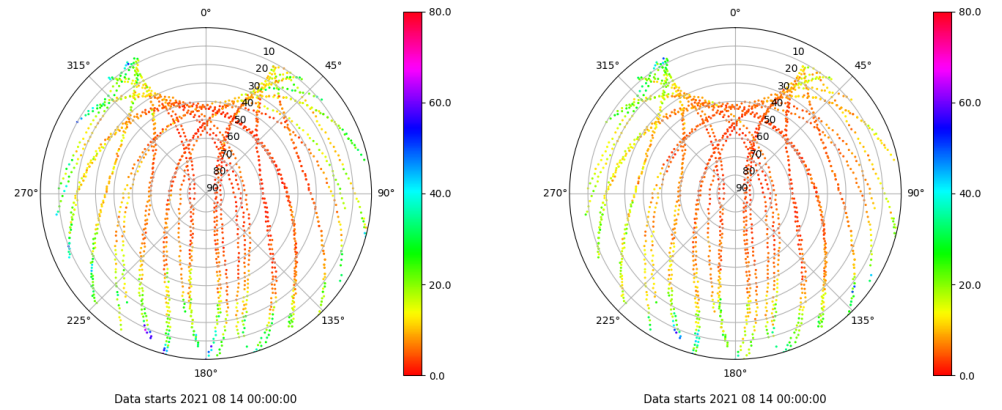
Señal-Ruido GLO L1 y L2

Skyplot for station TN01. Signal to Noise S1C Data file TN0100ESP_R_2021226.xtr Skyplot for station TN01. Signal to Noise S2C Data file TN0100ESP_R_2021226.xtr



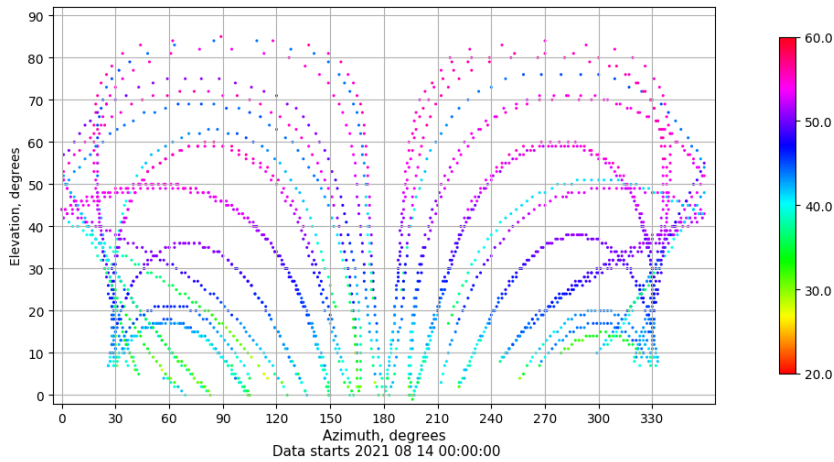
Multipath GLO L1 y L2

Skyplot for station TN01. Parameter M1C Data file TN0100ESP_R_2021226.xtr Skyplot for station TN01. Parameter M2C Data file TN0100ESP_R_2021226.xtr



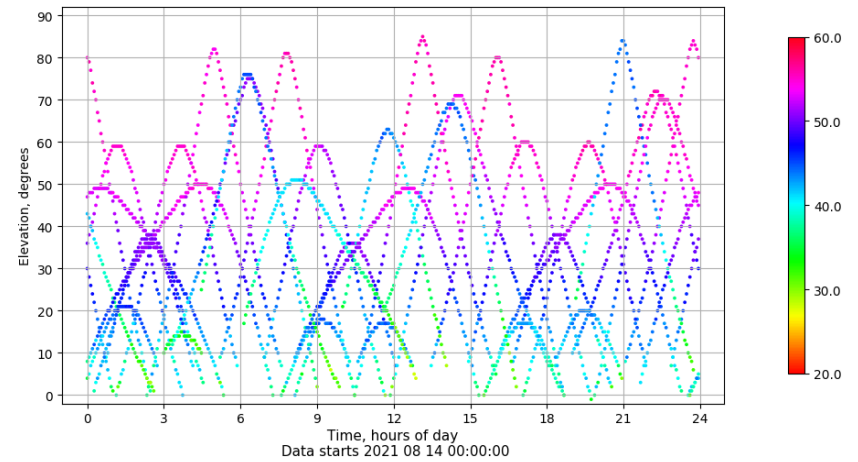
Azimuth-Elevacion

Azimuth-elevation plot for station TN01. Signal to Noise S1C Data file TN0100ESP_R_2021226.xtr



Tiempo-Elevacion

Time-elevation plot for station TN01. Signal to Noise S1C Data file TN0100ESP_R_2021226.xtr

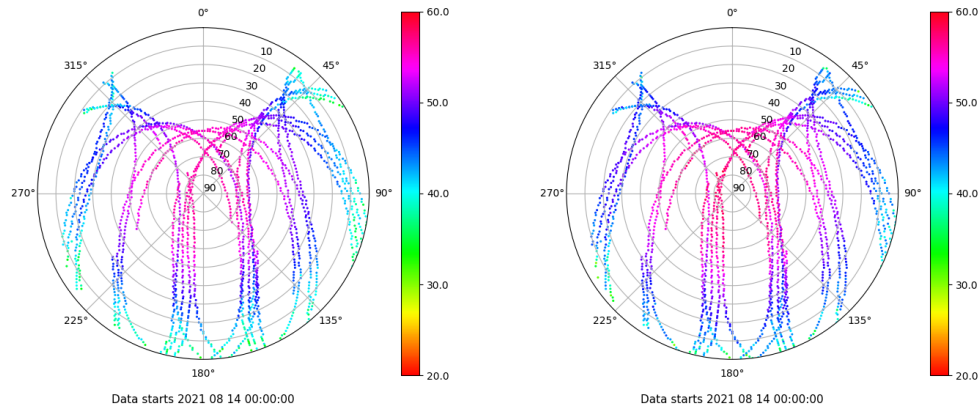


Control de calidad GNSS GAL diario

Estacion: TN01
 Fecha: 2021 08 14
 Dia del año: 226

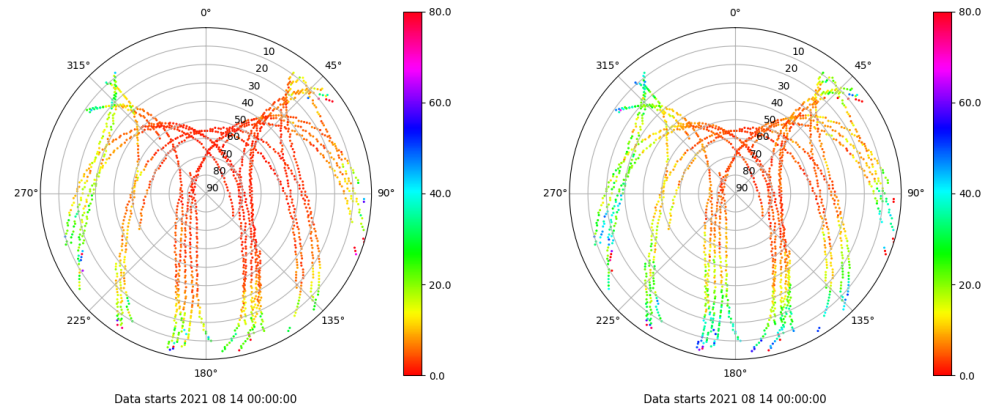
Señal-Ruido GAL E1 y E5

Skyplot for station TN01. Signal to Noise S1C Data file TN0100ESP_R_2021226.xtr Skyplot for station TN01. Signal to Noise S5Q Data file TN0100ESP_R_2021226.xtr



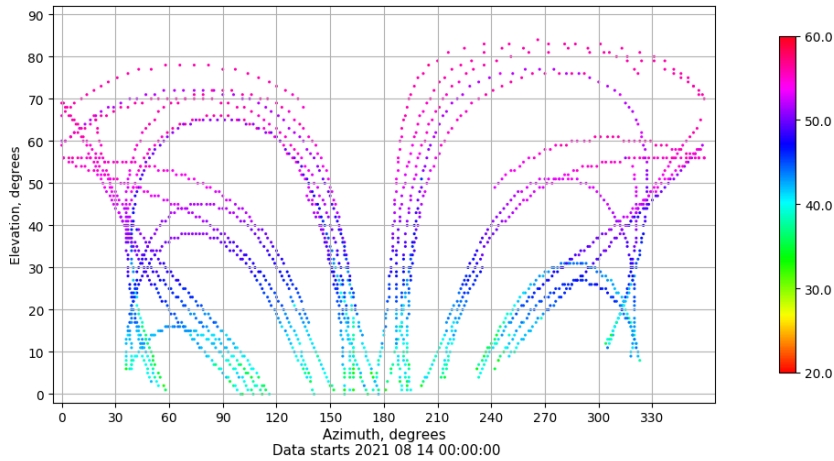
Multipath GAL E1 y E5

Skyplot for station TN01. Parameter M1C Data file TN0100ESP_R_2021226.xtr Skyplot for station TN01. Parameter M5Q Data file TN0100ESP_R_2021226.xtr



Azimuth-Elevacion

Azimuth-elevation plot for station TN01. Signal to Noise S1C Data file TN0100ESP_R_2021226.xtr



Tiempo-Elevacion

Time-elevation plot for station TN01. Signal to Noise S1C Data file TN0100ESP_R_2021226.xtr

