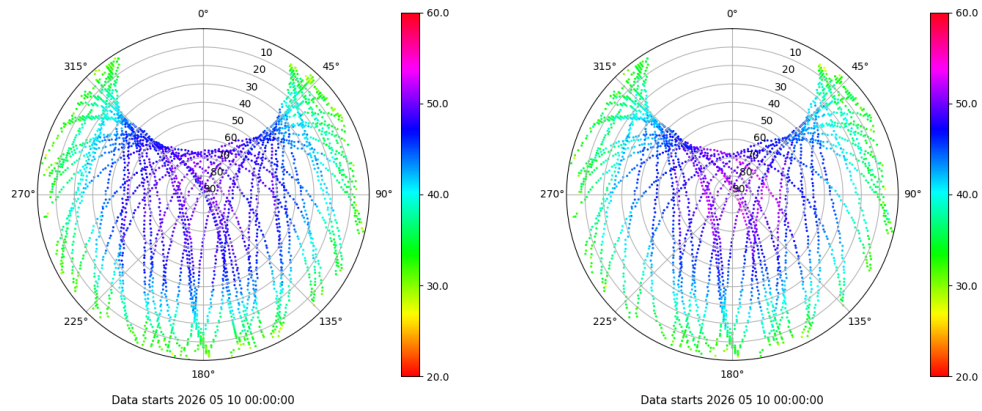


Control de calidad GNSS GPS diario

Estacion: SEV1
 Fecha: 2026 05 10
 Dia del año: 130

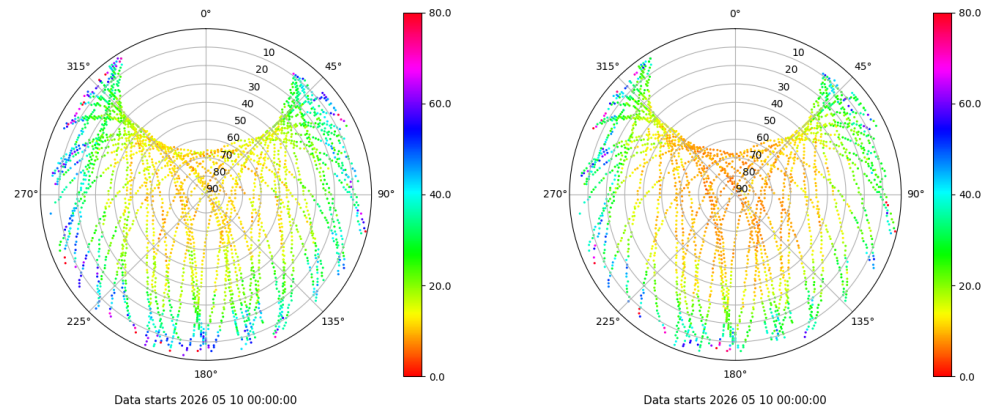
Señal-Ruido GPS L1 y L2

Skyplot for station SEV1. Signal to Noise S1C Data file SEV100ESP_R_2026130.xtr Skyplot for station SEV1. Signal to Noise S2X Data file SEV100ESP_R_2026130.xtr



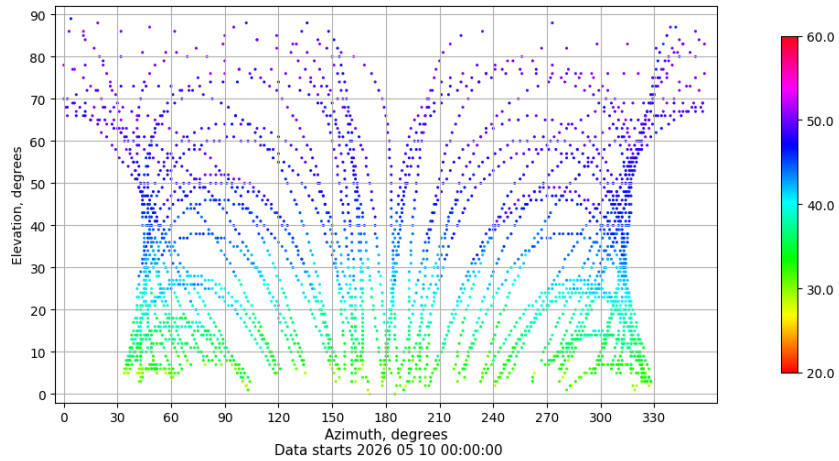
Multipath GPS L1 y L2

Skyplot for station SEV1. Parameter M1C Data file SEV100ESP_R_2026130.xtr Skyplot for station SEV1. Parameter M2X Data file SEV100ESP_R_2026130.xtr



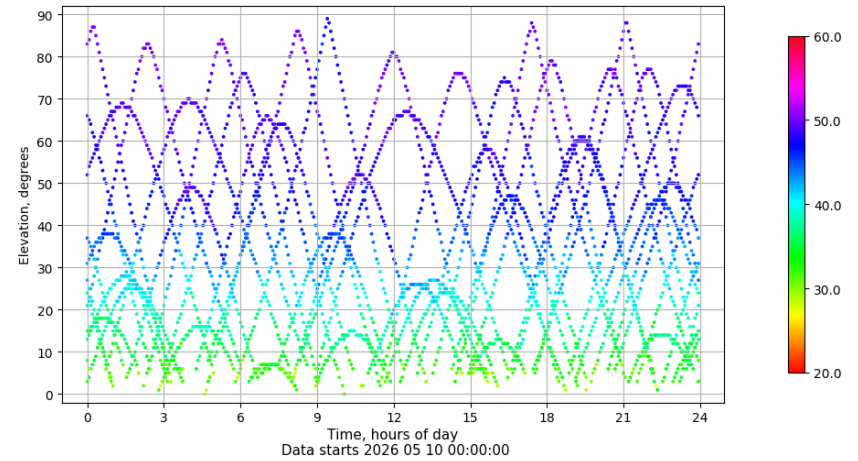
Azimut-Elevacion

Azimuth-elevation plot for station SEV1. Signal to Noise S1C Data file SEV100ESP_R_2026130.xtr



Tiempo-Elevacion

Time-elevation plot for station SEV1. Signal to Noise S1C Data file SEV100ESP_R_2026130.xtr

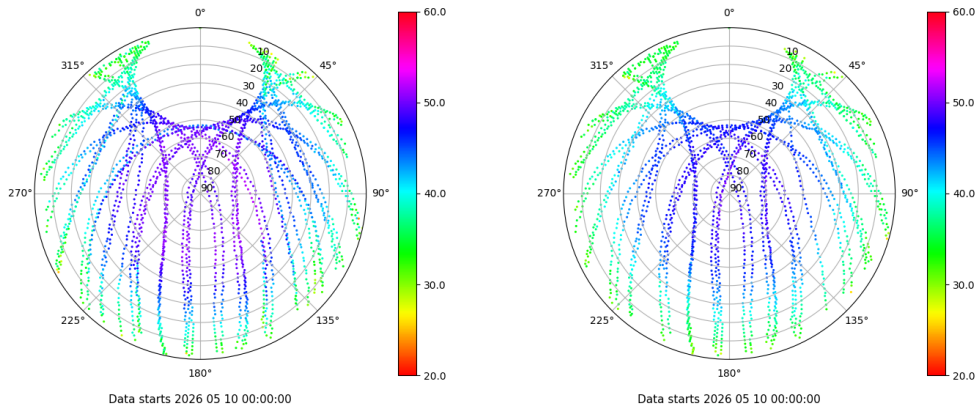


Control de calidad GNSS GLO diario

Estacion: SEV1
 Fecha: 2026 05 10
 Dia del año: 130

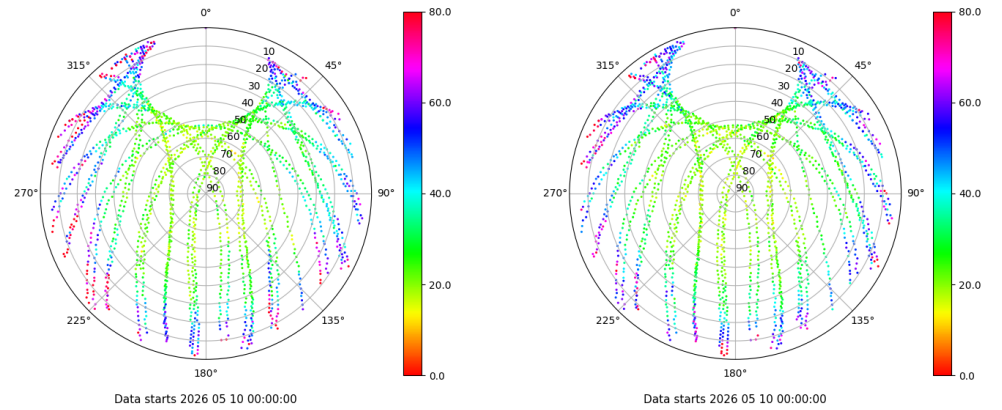
Señal-Ruido GLO L1 y L2

Skyplot for station SEV1. Signal to Noise S1C Data file SEV100ESP_R_2026130.xtr Skyplot for station SEV1. Signal to Noise S2C Data file SEV100ESP_R_2026130.xtr



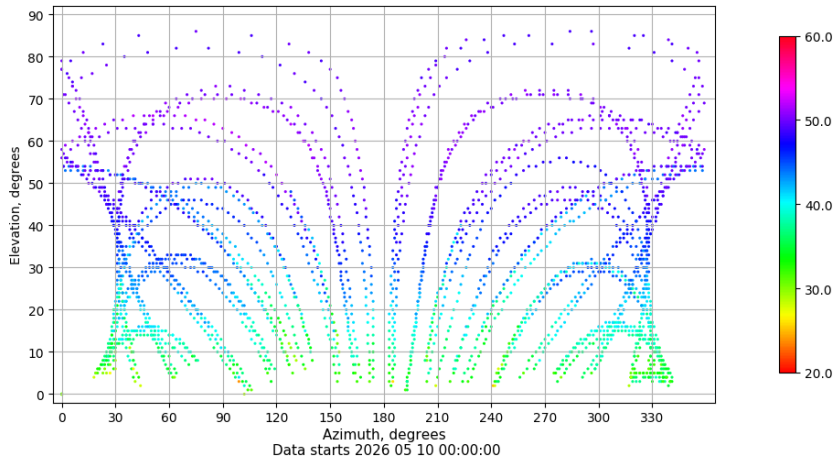
Multipath GLO L1 y L2

Skyplot for station SEV1. Parameter M1C Data file SEV100ESP_R_2026130.xtr Skyplot for station SEV1. Parameter M2C Data file SEV100ESP_R_2026130.xtr



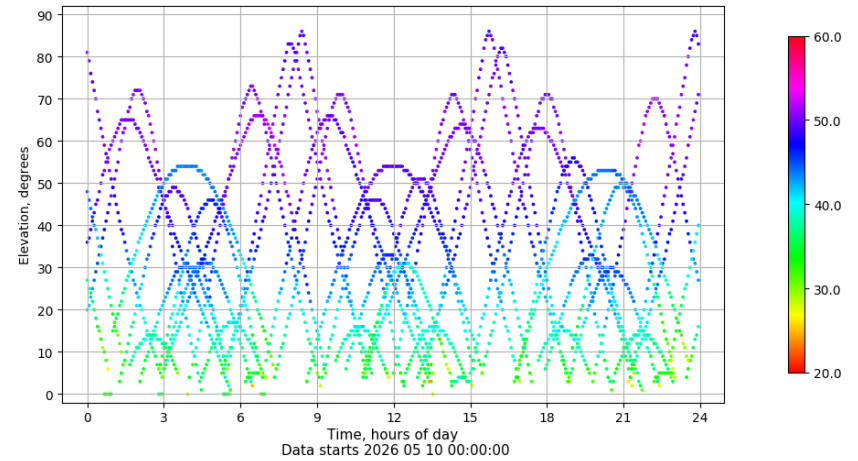
Azimut-Elevacion

Azimuth-elevation plot for station SEV1. Signal to Noise S1C Data file SEV100ESP_R_2026130.xtr



Tiempo-Elevacion

Time-elevation plot for station SEV1. Signal to Noise S1C Data file SEV100ESP_R_2026130.xtr

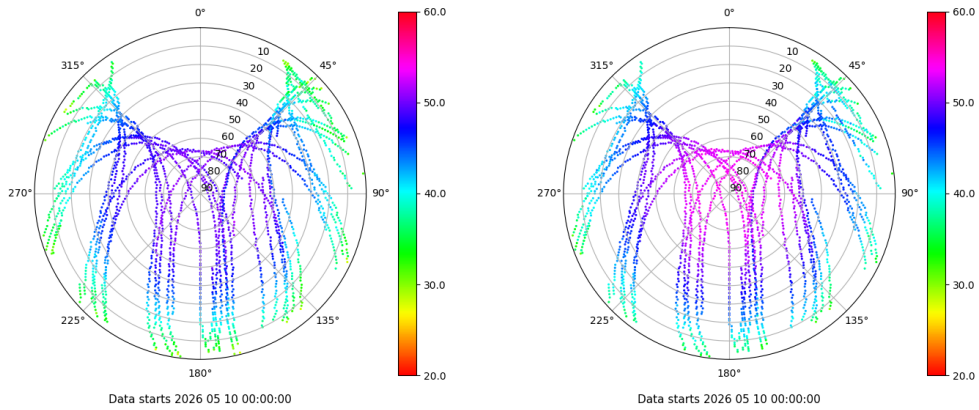


Control de calidad GNSS GAL diario

Estacion: SEV1
 Fecha: 2026 05 10
 Dia del año: 130

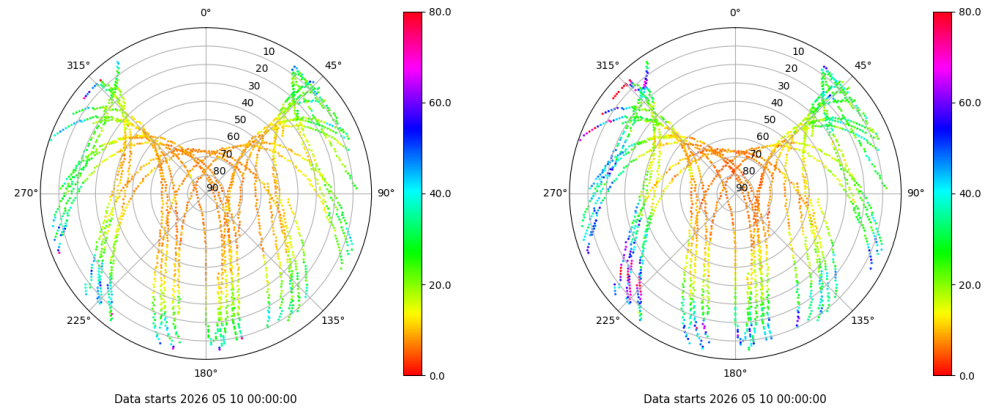
Señal-Ruido GAL E1 y E5

Skyplot for station SEV1. Signal to Noise S1X Data file SEV100ESP_R_2026130.xtr Skyplot for station SEV1. Signal to Noise S5X Data file SEV100ESP_R_2026130.xtr



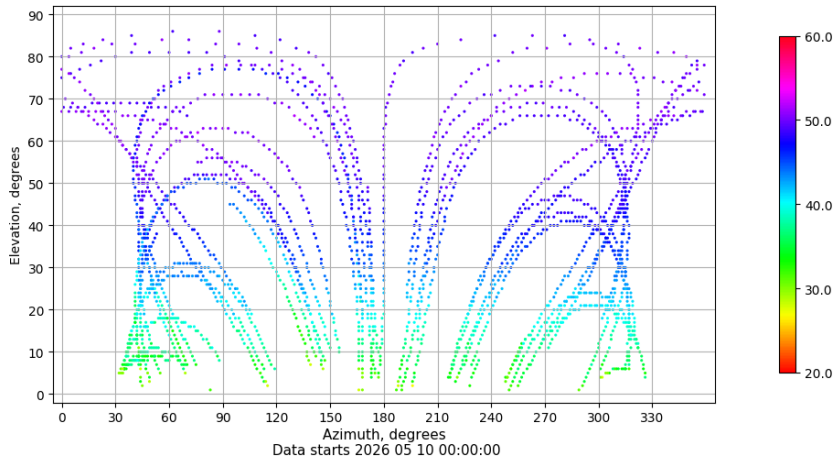
Multipath GAL E1 y E5

Skyplot for station SEV1. Parameter M1X Data file SEV100ESP_R_2026130.xtr Skyplot for station SEV1. Parameter M5X Data file SEV100ESP_R_2026130.xtr



Azimuth-Elevacion

Azimuth-elevation plot for station SEV1. Signal to Noise S1X Data file SEV100ESP_R_2026130.xtr



Tiempo-Elevacion

Time-elevation plot for station SEV1. Signal to Noise S1X Data file SEV100ESP_R_2026130.xtr

