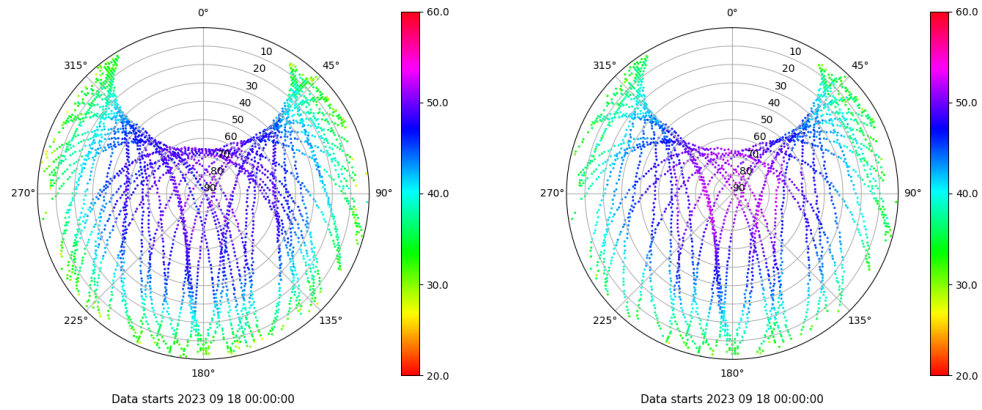


# Control de calidad GNSS GPS diario

Estacion: SEV1  
 Fecha: 2023 09 18  
 Dia del año: 261

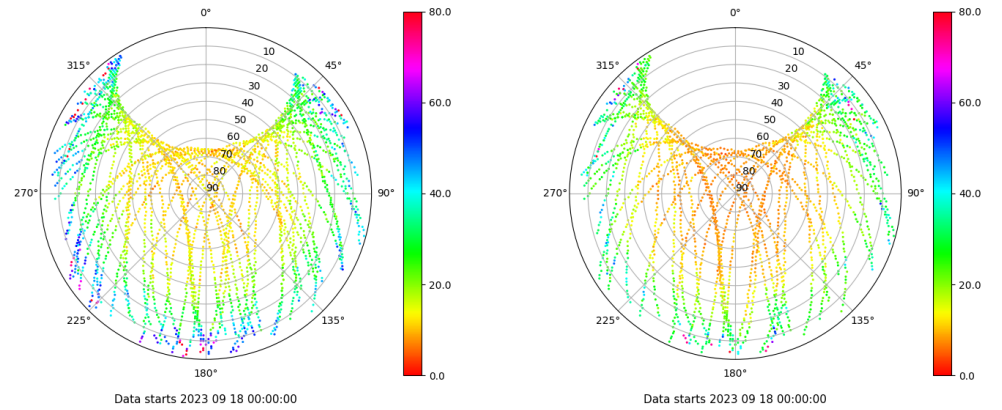
## Señal-Ruido GPS L1 y L2

Skyplot for station SEV1. Signal to Noise S1C Data file SEV100ESP\_R\_2023261.xtr Skyplot for station SEV1. Signal to Noise S2X Data file SEV100ESP\_R\_2023261.xtr



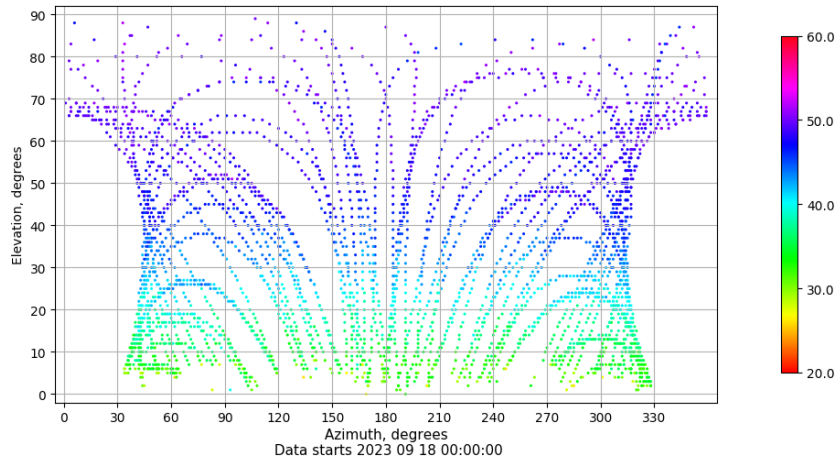
## Multipath GPS L1 y L2

Skyplot for station SEV1. Parameter M1C Data file SEV100ESP\_R\_2023261.xtr Skyplot for station SEV1. Parameter M2X Data file SEV100ESP\_R\_2023261.xtr



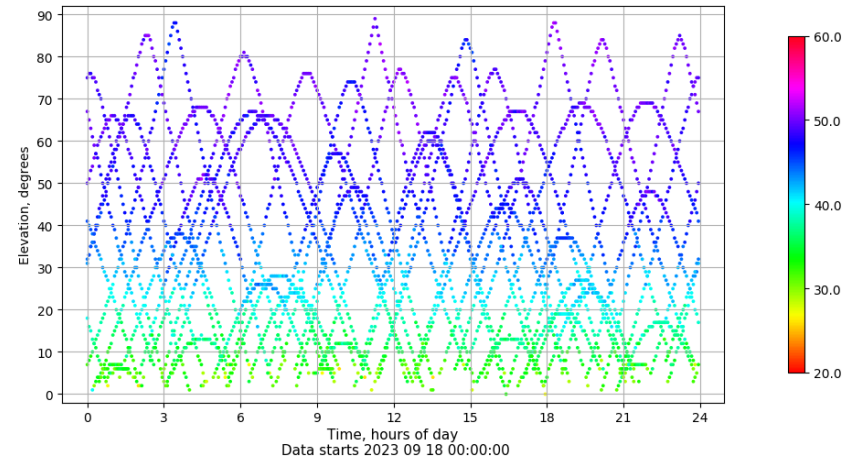
## Azimut-Elevacion

Azimuth-elevation plot for station SEV1. Signal to Noise S1C Data file SEV100ESP\_R\_2023261.xtr



## Tiempo-Elevacion

Time-elevation plot for station SEV1. Signal to Noise S1C Data file SEV100ESP\_R\_2023261.xtr

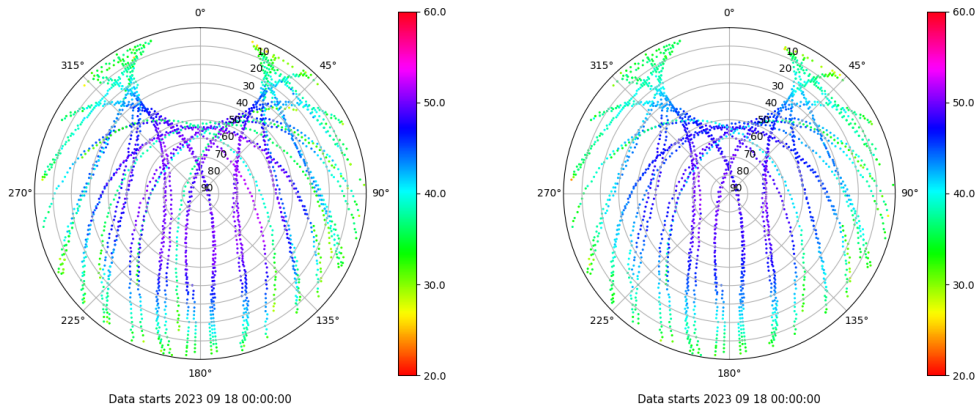


# Control de calidad GNSS GLO diario

Estacion: SEV1  
 Fecha: 2023 09 18  
 Dia del año: 261

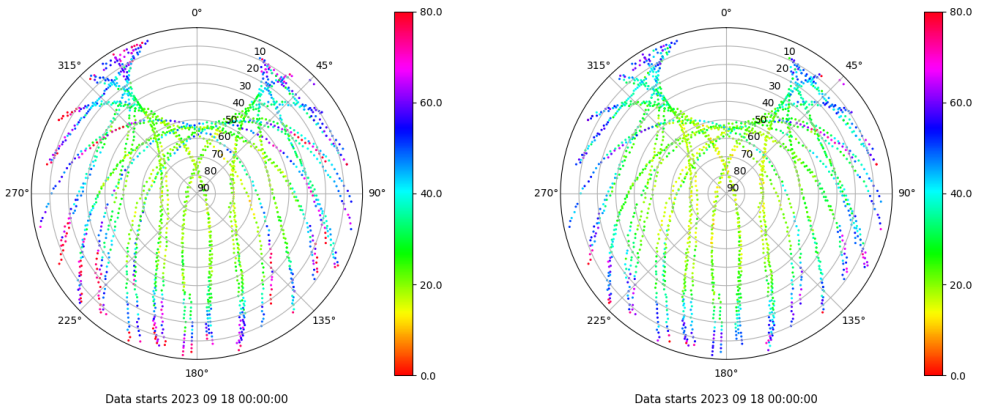
## Señal-Ruido GLO L1 y L2

Skyplot for station SEV1. Signal to Noise S1C Data file SEV100ESP\_R\_2023261.xtr Skyplot for station SEV1. Signal to Noise S2C Data file SEV100ESP\_R\_2023261.xtr



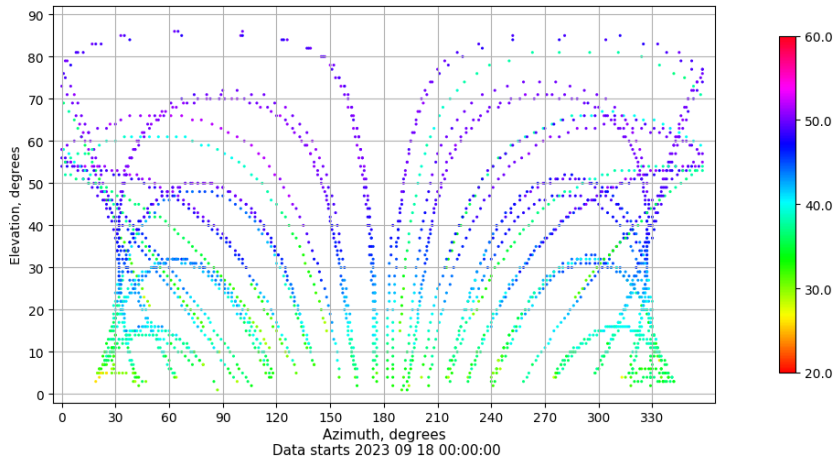
## Multipath GLO L1 y L2

Skyplot for station SEV1. Parameter M1C Data file SEV100ESP\_R\_2023261.xtr Skyplot for station SEV1. Parameter M2C Data file SEV100ESP\_R\_2023261.xtr



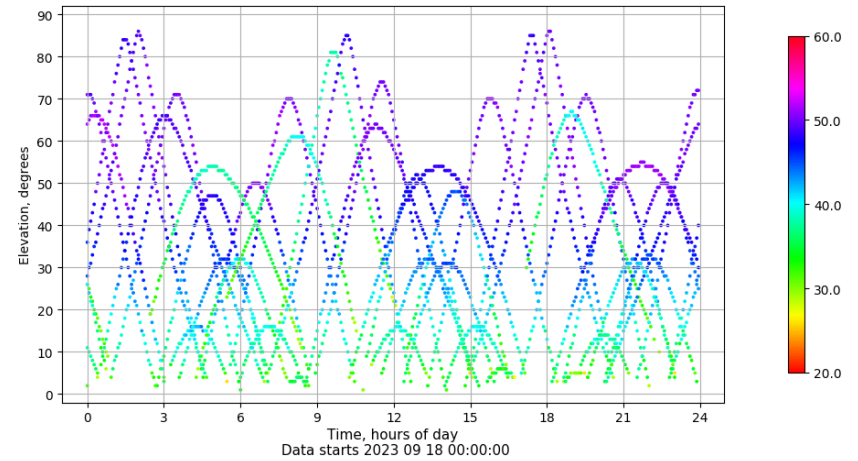
## Azimut-Elevacion

Azimuth-elevation plot for station SEV1. Signal to Noise S1C Data file SEV100ESP\_R\_2023261.xtr



## Tiempo-Elevacion

Time-elevation plot for station SEV1. Signal to Noise S1C Data file SEV100ESP\_R\_2023261.xtr



# Control de calidad GNSS GAL diario

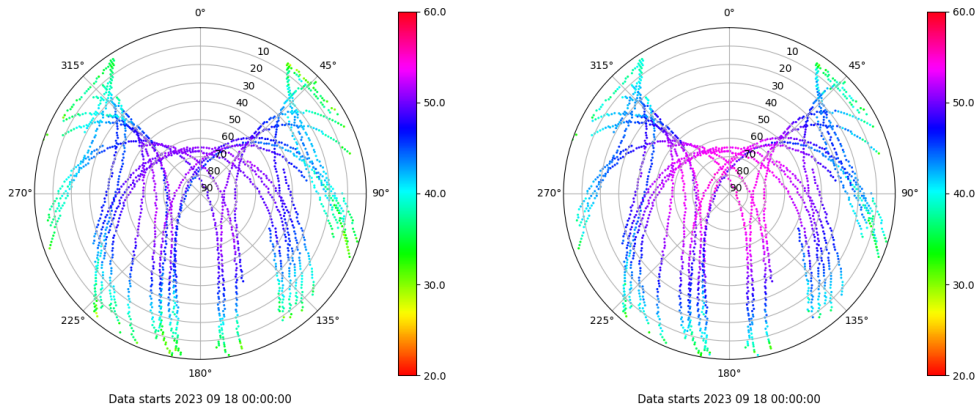
Estacion: SEV1

Fecha: 2023 09 18

Dia del año: 261

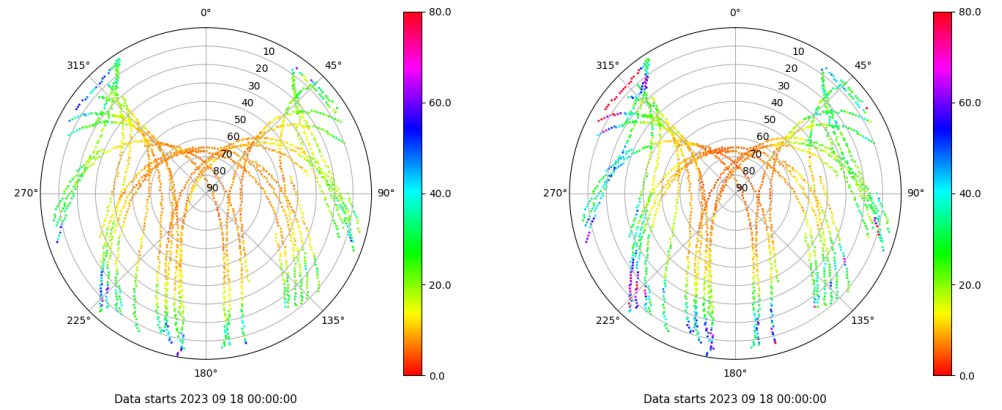
## Señal-Ruido GAL E1 y E5

Skyplot for station SEV1. Signal to Noise S1X Data file SEV100ESP\_R\_2023261.xtr Skyplot for station SEV1. Signal to Noise S5X Data file SEV100ESP\_R\_2023261.xtr



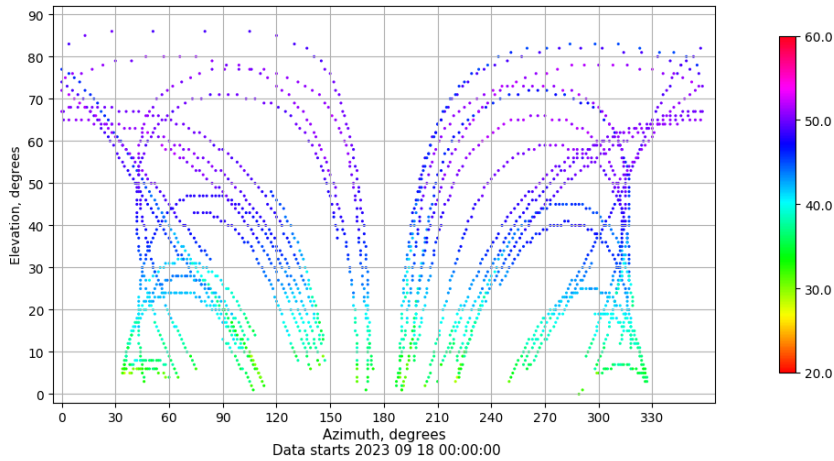
## Multipath GAL E1 y E5

Skyplot for station SEV1. Parameter M1X Data file SEV100ESP\_R\_2023261.xtr Skyplot for station SEV1. Parameter M5X Data file SEV100ESP\_R\_2023261.xtr



## Azimut-Elevacion

Azimuth-elevation plot for station SEV1. Signal to Noise S1X Data file SEV100ESP\_R\_2023261.xtr



## Tiempo-Elevacion

Time-elevation plot for station SEV1. Signal to Noise S1X Data file SEV100ESP\_R\_2023261.xtr

