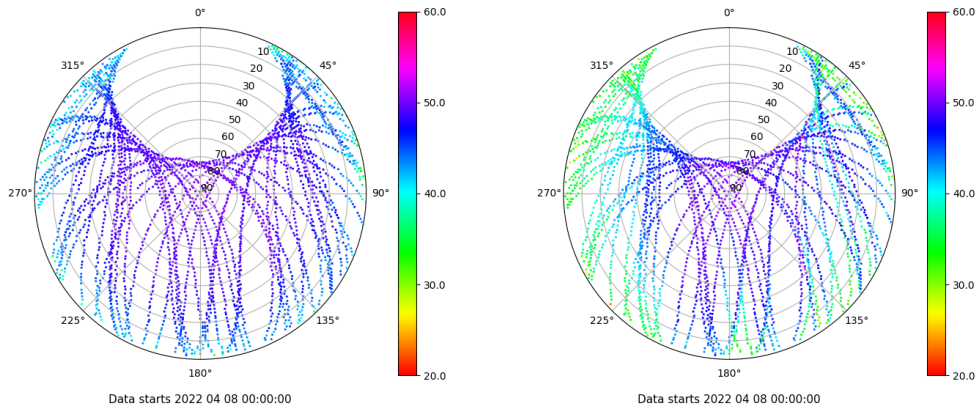


# Control de calidad GNSS GPS diario

Estacion: RIO1  
 Fecha: 2022 04 08  
 Dia del año: 098

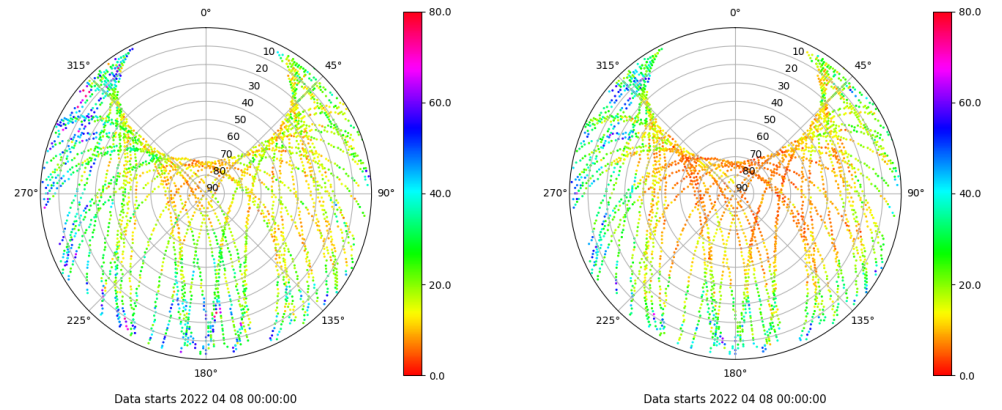
## Señal-Ruido GPS L1 y L2

Skyplot for station RIO1. Signal to Noise S1C Data file RIO100ESP\_R\_2022098.xtr Skyplot for station RIO1. Signal to Noise S2W Data file RIO100ESP\_R\_2022098.xtr



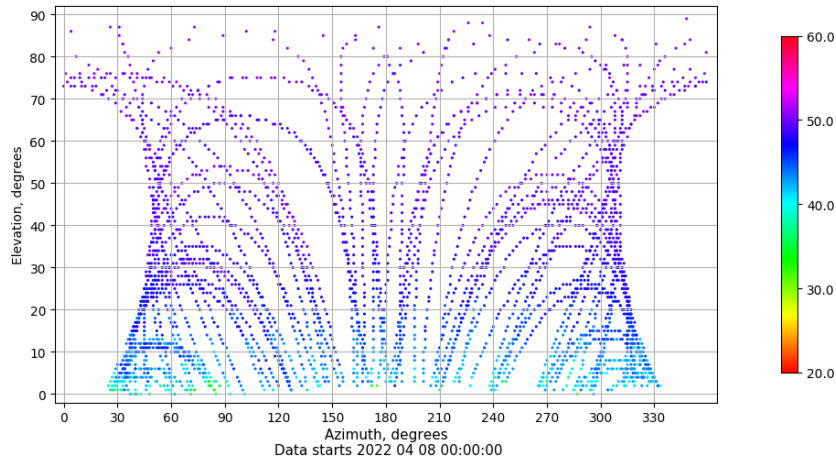
## Multipath GPS L1 y L2

Skyplot for station RIO1. Parameter M1C Data file RIO100ESP\_R\_2022098.xtr Skyplot for station RIO1. Parameter M2W Data file RIO100ESP\_R\_2022098.xtr



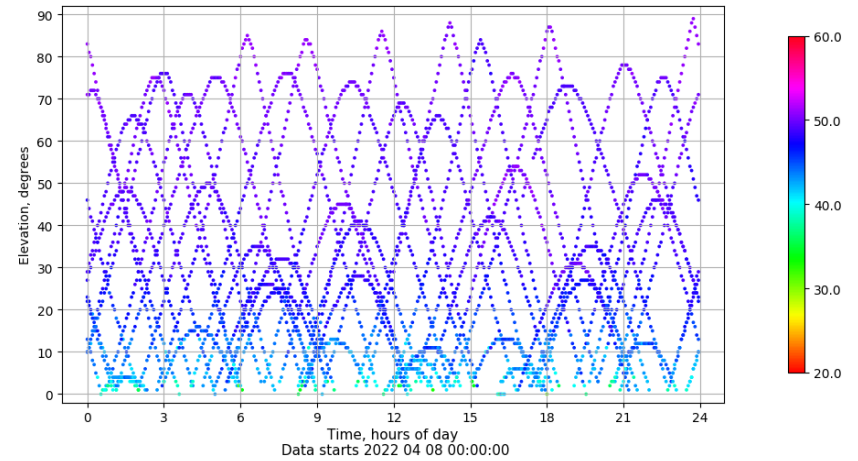
## Azimut-Elevacion

Azimuth-elevation plot for station RIO1. Signal to Noise S1C Data file RIO100ESP\_R\_2022098.xtr



## Tiempo-Elevacion

Time-elevation plot for station RIO1. Signal to Noise S1C Data file RIO100ESP\_R\_2022098.xtr

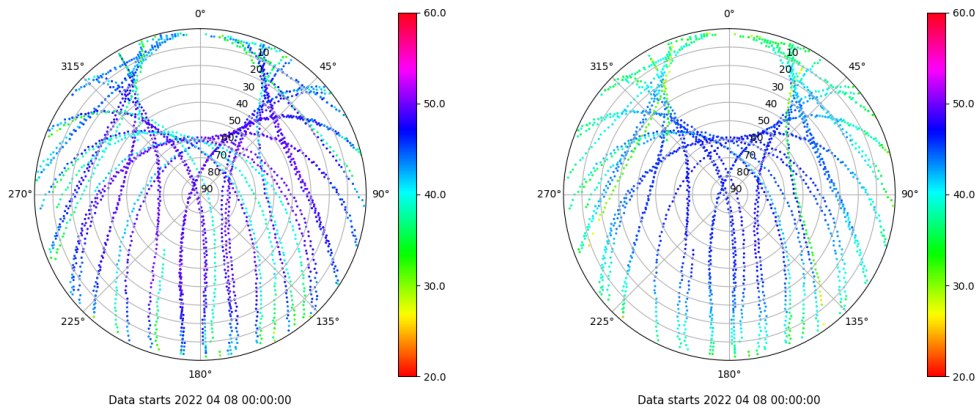


# Control de calidad GNSS GLO diario

Estacion: RIO1  
 Fecha: 2022 04 08  
 Dia del año: 098

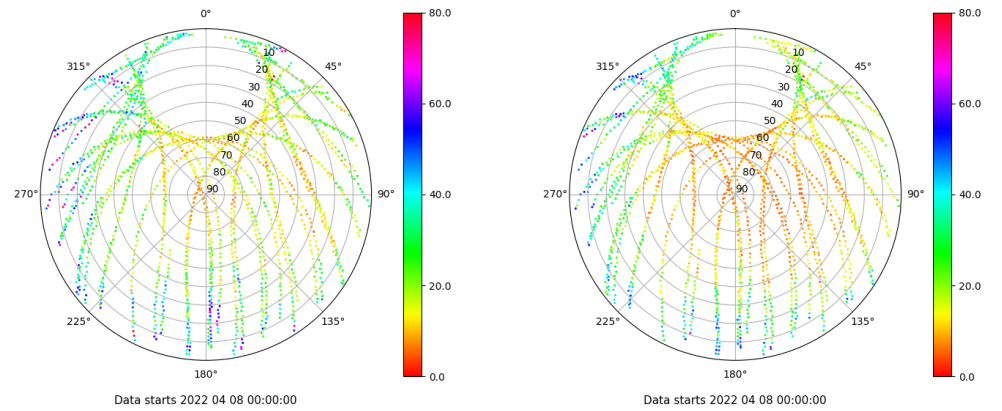
## Señal-Ruido GLO L1 y L2

Skyplot for station RIO1. Signal to Noise S1C Data file RIO100ESP\_R\_2022098.xtr Skyplot for station RIO1. Signal to Noise S2P Data file RIO100ESP\_R\_2022098.xtr



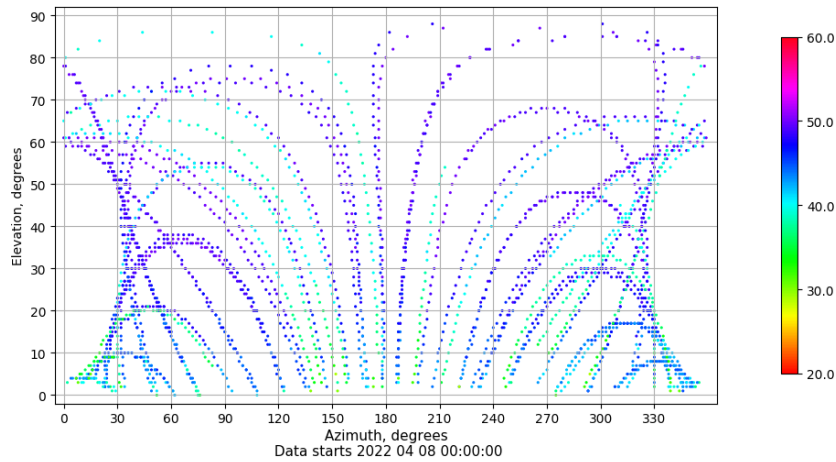
## Multipath GLO L1 y L2

Skyplot for station RIO1. Parameter M1C Data file RIO100ESP\_R\_2022098.xtr Skyplot for station RIO1. Parameter M2P Data file RIO100ESP\_R\_2022098.xtr



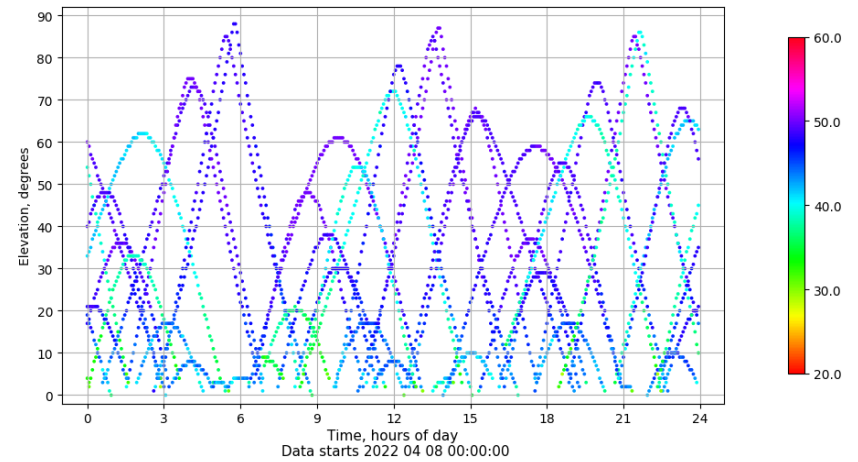
## Azimuth-Elevacion

Azimuth-elevation plot for station RIO1. Signal to Noise S1C Data file RIO100ESP\_R\_2022098.xtr



## Tiempo-Elevacion

Time-elevation plot for station RIO1. Signal to Noise S1C Data file RIO100ESP\_R\_2022098.xtr

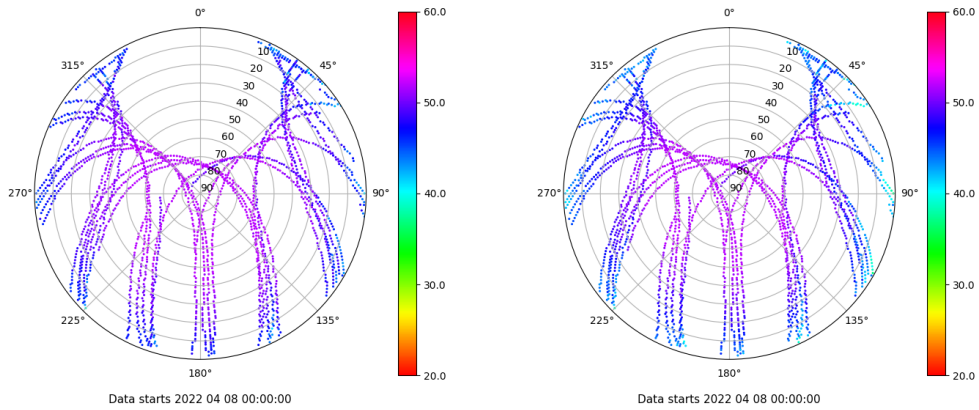


# Control de calidad GNSS GAL diario

Estacion: RIO1  
 Fecha: 2022 04 08  
 Dia del año: 098

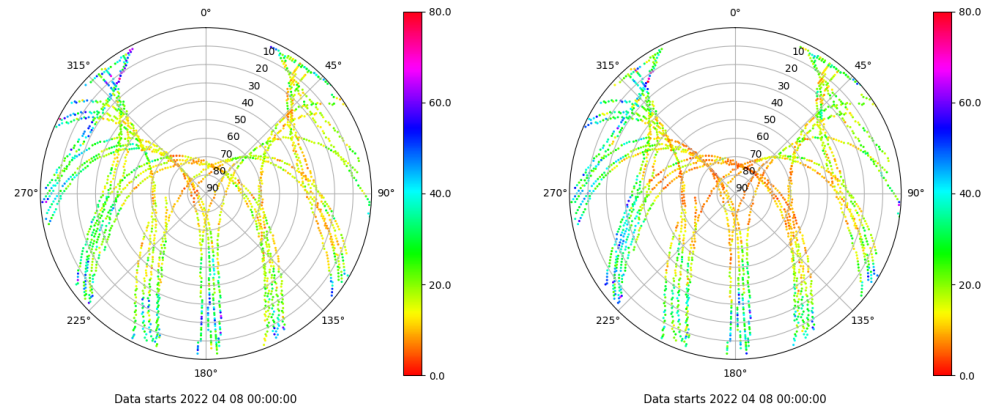
## Señal-Ruido GAL E1 y E5

Skyplot for station RIO1. Signal to Noise S1C Data file RIO100ESP\_R\_2022098.xtr Skyplot for station RIO1. Signal to Noise S5Q Data file RIO100ESP\_R\_2022098.xtr



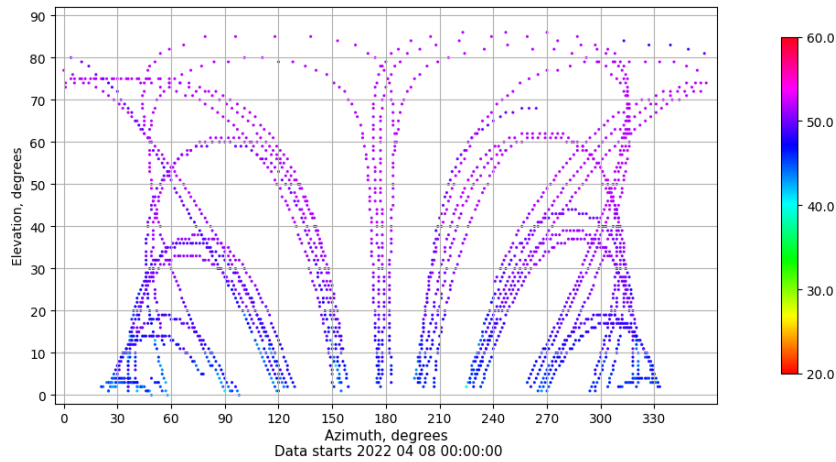
## Multipath GAL E1 y E5

Skyplot for station RIO1. Parameter M1C Data file RIO100ESP\_R\_2022098.xtr Skyplot for station RIO1. Parameter M5Q Data file RIO100ESP\_R\_2022098.xtr



## Azimuth-Elevacion

Azimuth-elevation plot for station RIO1. Signal to Noise S1C Data file RIO100ESP\_R\_2022098.xtr



## Tiempo-Elevacion

Time-elevation plot for station RIO1. Signal to Noise S1C Data file RIO100ESP\_R\_2022098.xtr

