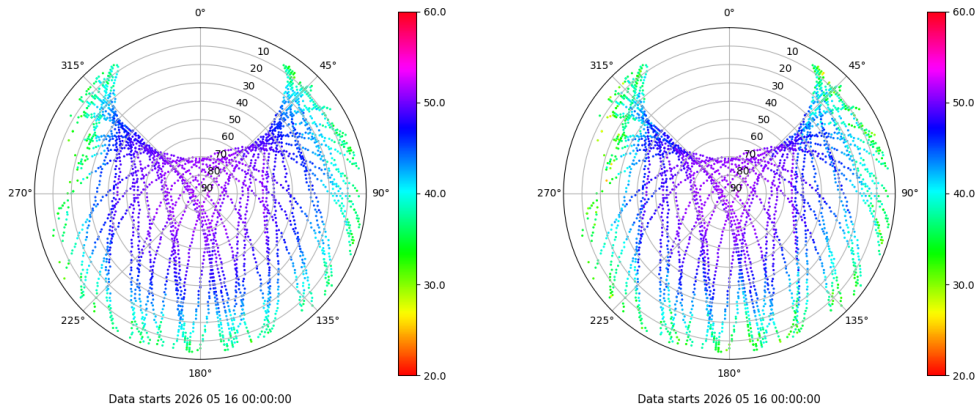


Control de calidad GNSS GPS diario

Estacion: MOLI
 Fecha: 2026 05 16
 Dia del año: 136

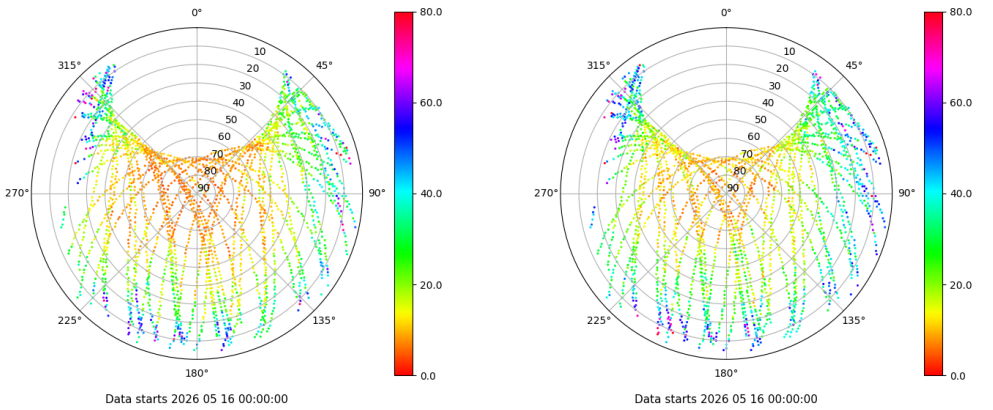
Señal-Ruido GPS L1 y L2

Skyplot for station MOLI. Signal to Noise S1C Data file MOLI00ESP_R_2026136.xtr Skyplot for station MOLI. Signal to Noise S2W Data file MOLI00ESP_R_2026136.xtr



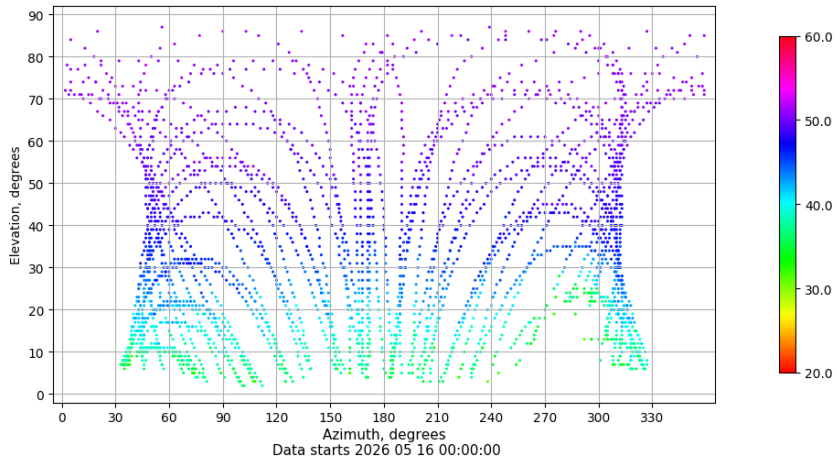
Multipath GPS L1 y L2

Skyplot for station MOLI. Parameter M1C Data file MOLI00ESP_R_2026136.xtr Skyplot for station MOLI. Parameter M2W Data file MOLI00ESP_R_2026136.xtr



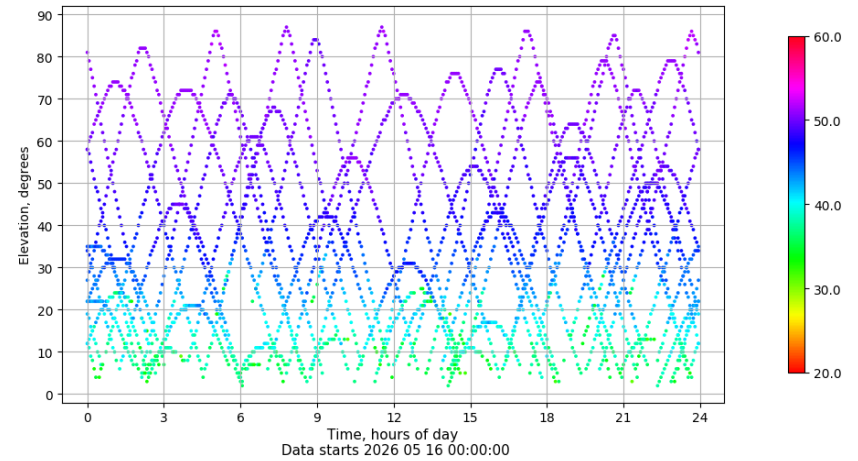
Azimut-Elevacion

Azimuth-elevation plot for station MOLI. Signal to Noise S1C Data file MOLI00ESP_R_2026136.xtr



Tiempo-Elevacion

Time-elevation plot for station MOLI. Signal to Noise S1C Data file MOLI00ESP_R_2026136.xtr



Control de calidad GNSS GLO diario

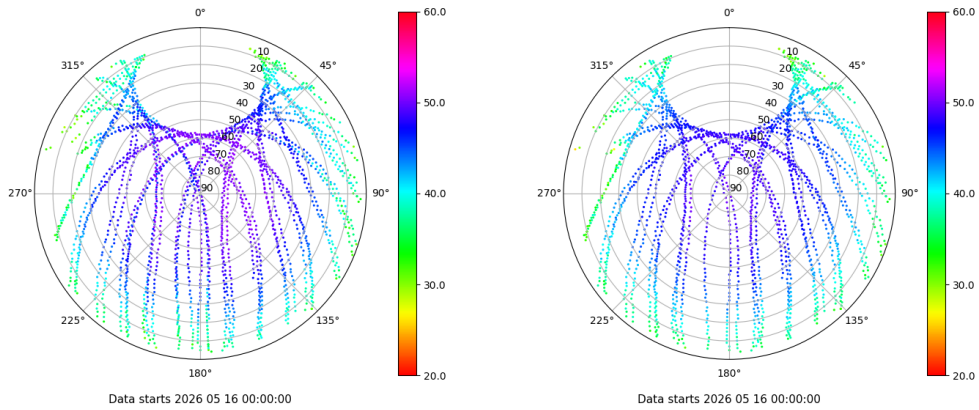
Estacion: MOLI

Fecha: 2026 05 16

Dia del año: 136

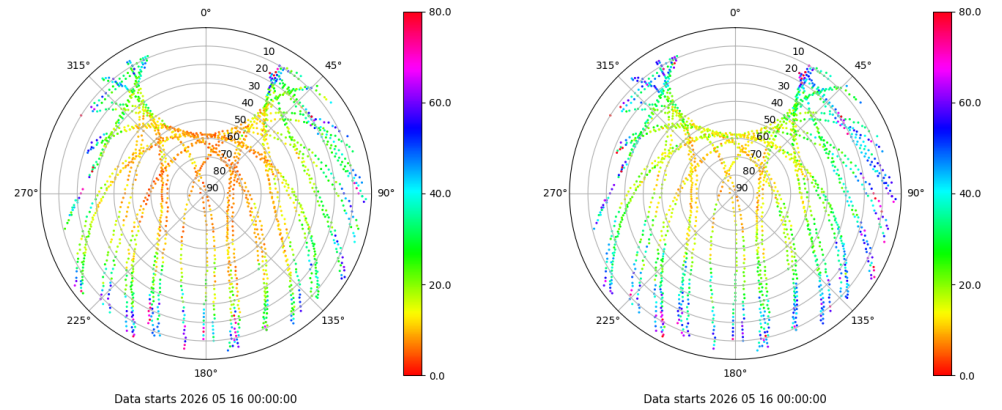
Señal-Ruido GLO L1 y L2

Skyplot for station MOLI. Signal to Noise S1C Data file MOLI00ESP_R_2026136.xtr Skyplot for station MOLI. Signal to Noise S2P Data file MOLI00ESP_R_2026136.xtr



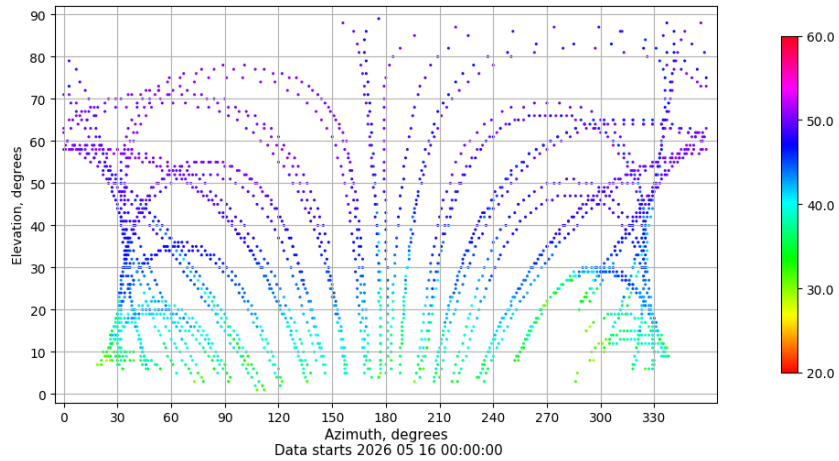
Multipath GLO L1 y L2

Skyplot for station MOLI. Parameter M1C Data file MOLI00ESP_R_2026136.xtr Skyplot for station MOLI. Parameter M2P Data file MOLI00ESP_R_2026136.xtr



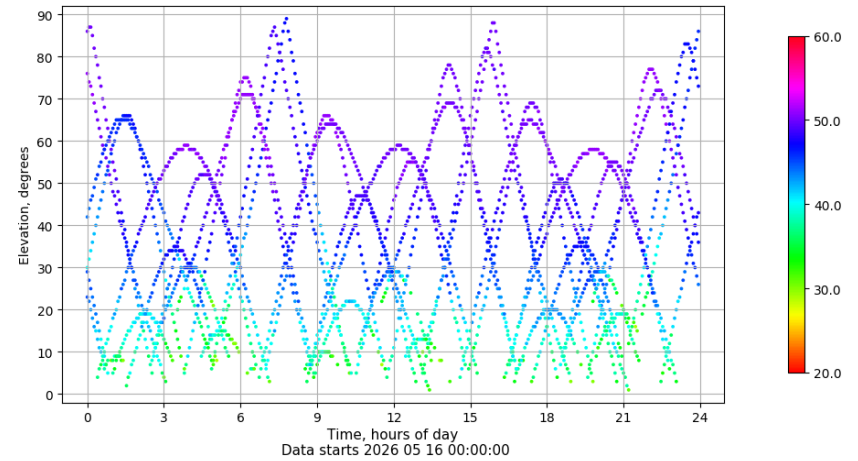
Azimuth-Elevacion

Azimuth-elevation plot for station MOLI. Signal to Noise S1C Data file MOLI00ESP_R_2026136.xtr



Tiempo-Elevacion

Time-elevation plot for station MOLI. Signal to Noise S1C Data file MOLI00ESP_R_2026136.xtr

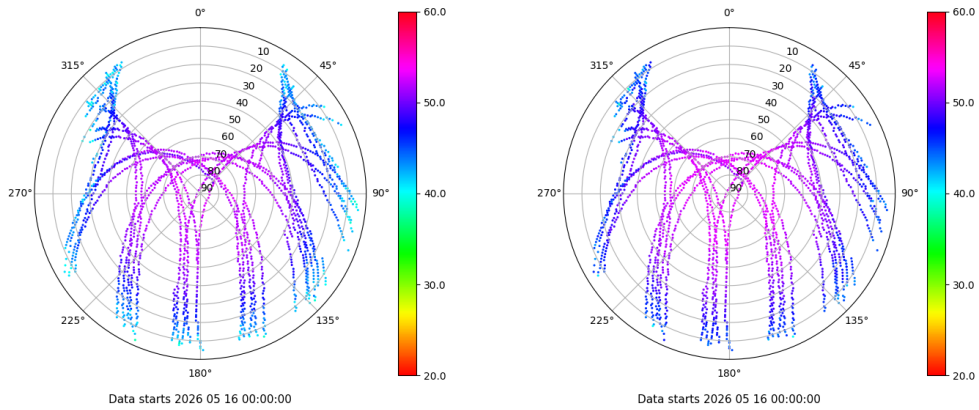


Control de calidad GNSS GAL diario

Estacion: MOLI
 Fecha: 2026 05 16
 Dia del año: 136

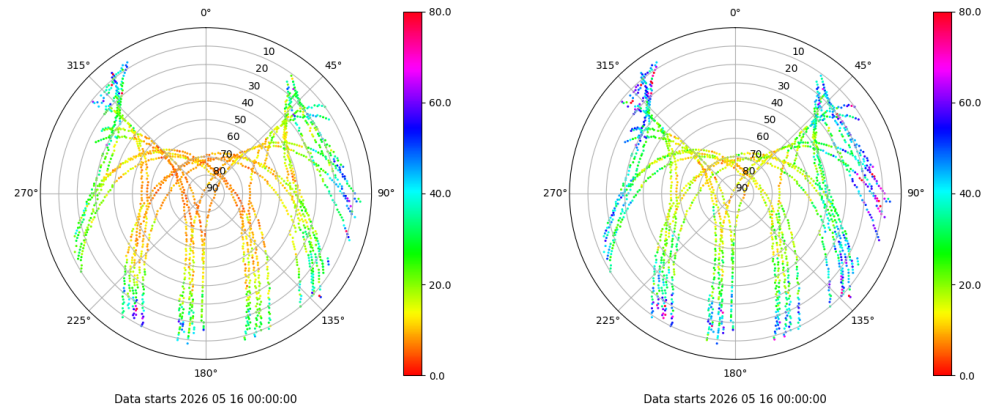
Señal-Ruido GAL E1 y E5

Skyplot for station MOLI. Signal to Noise S1C Data file MOLI00ESP_R_2026136.xtr Skyplot for station MOLI. Signal to Noise S5Q Data file MOLI00ESP_R_2026136.xtr



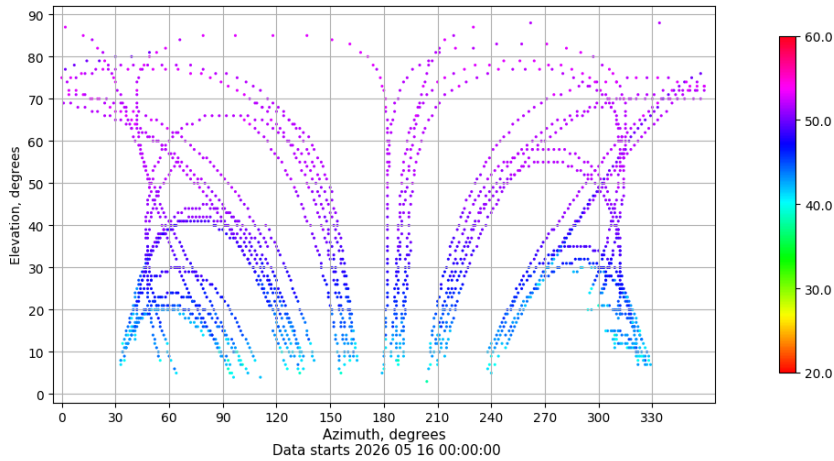
Multipath GAL E1 y E5

Skyplot for station MOLI. Parameter M1C Data file MOLI00ESP_R_2026136.xtr Skyplot for station MOLI. Parameter M5Q Data file MOLI00ESP_R_2026136.xtr



Azimuth-Elevacion

Azimuth-elevation plot for station MOLI. Signal to Noise S1C Data file MOLI00ESP_R_2026136.xtr



Tiempo-Elevacion

Time-elevation plot for station MOLI. Signal to Noise S1C Data file MOLI00ESP_R_2026136.xtr

