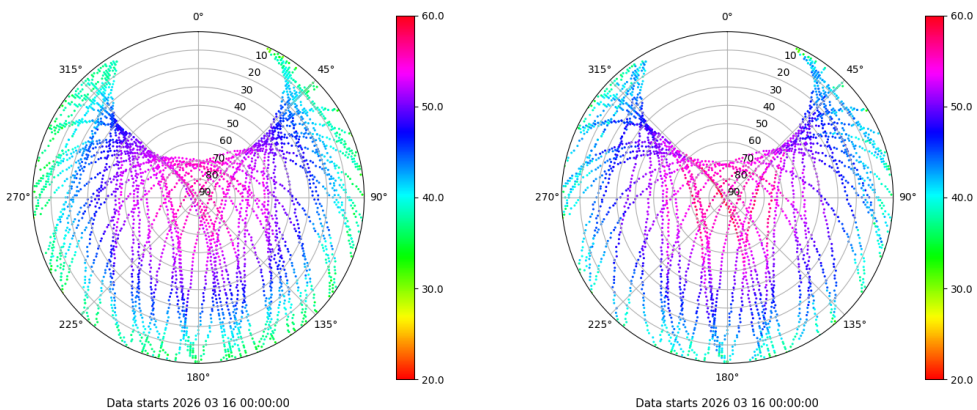


Control de calidad GNSS GPS diario

Estacion: MAD1
 Fecha: 2026 03 16
 Dia del año: 075

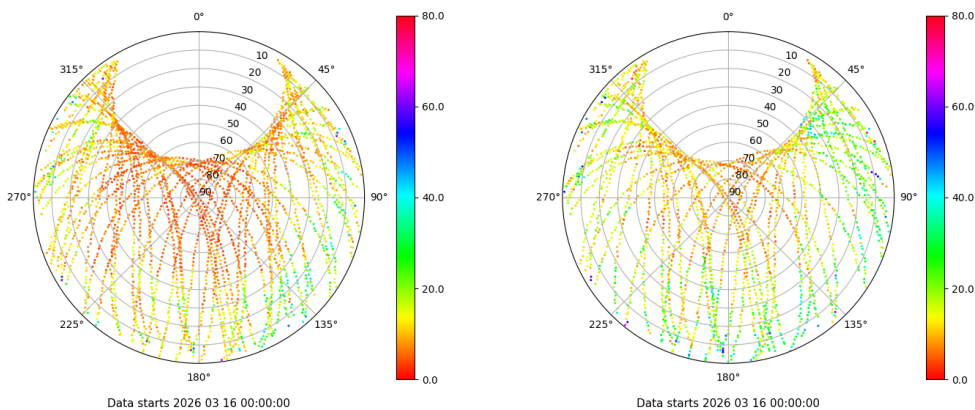
Señal-Ruido GPS L1 y L2

Skyplot for station MAD1. Signal to Noise S1C Data file MAD100ESP_R_2026075.xtr Skyplot for station MAD1. Signal to Noise S2S Data file MAD100ESP_R_2026075.xtr



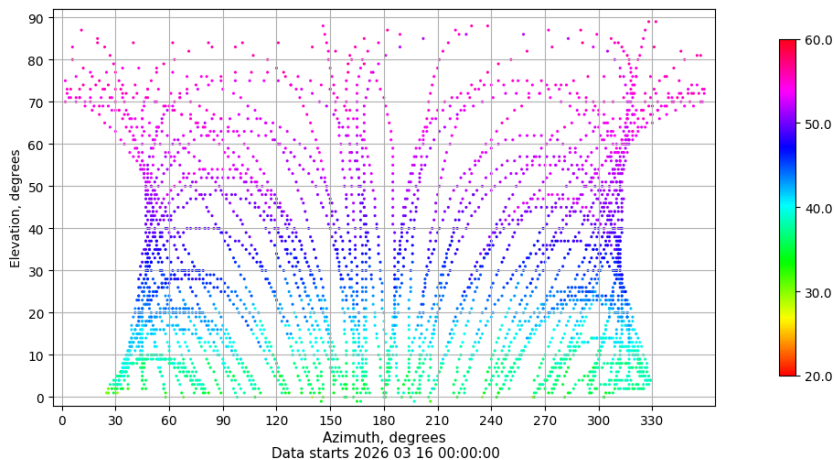
Multipath GPS L1 y L2

Skyplot for station MAD1. Parameter M1C Data file MAD100ESP_R_2026075.xtr Skyplot for station MAD1. Parameter M2S Data file MAD100ESP_R_2026075.xtr



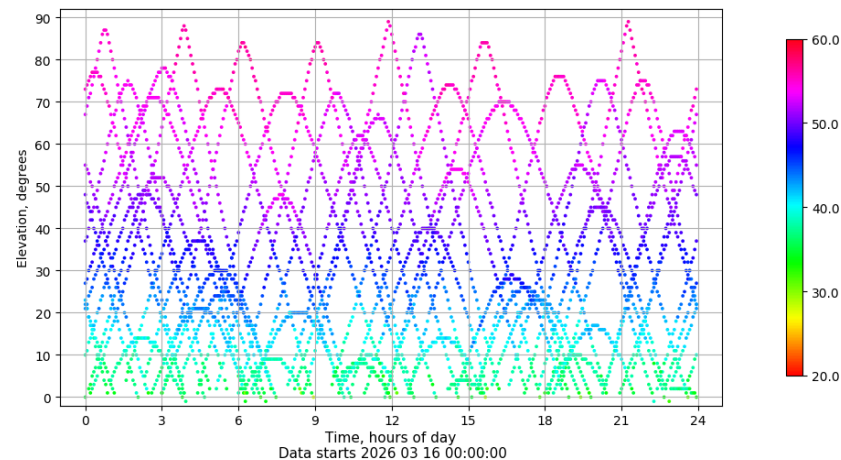
Azimut-Elevacion

Azimuth-elevation plot for station MAD1. Signal to Noise S1C Data file MAD100ESP_R_2026075.xtr



Tiempo-Elevacion

Time-elevation plot for station MAD1. Signal to Noise S1C Data file MAD100ESP_R_2026075.xtr

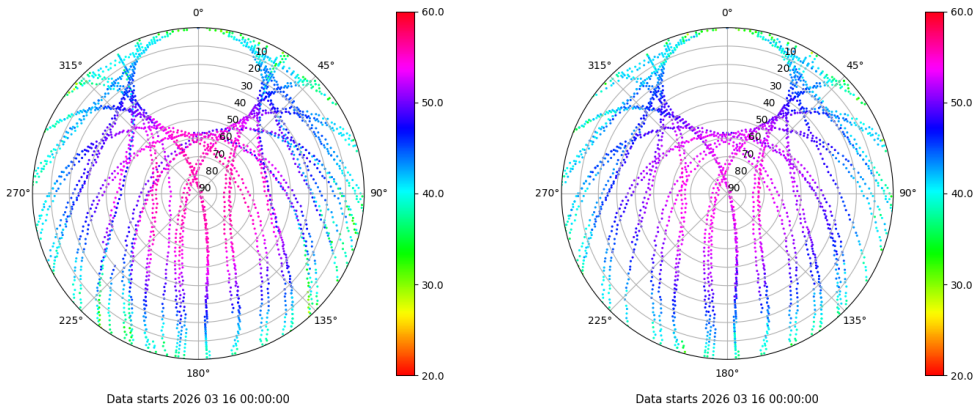


Control de calidad GNSS GLO diario

Estacion: MAD1
 Fecha: 2026 03 16
 Dia del año: 075

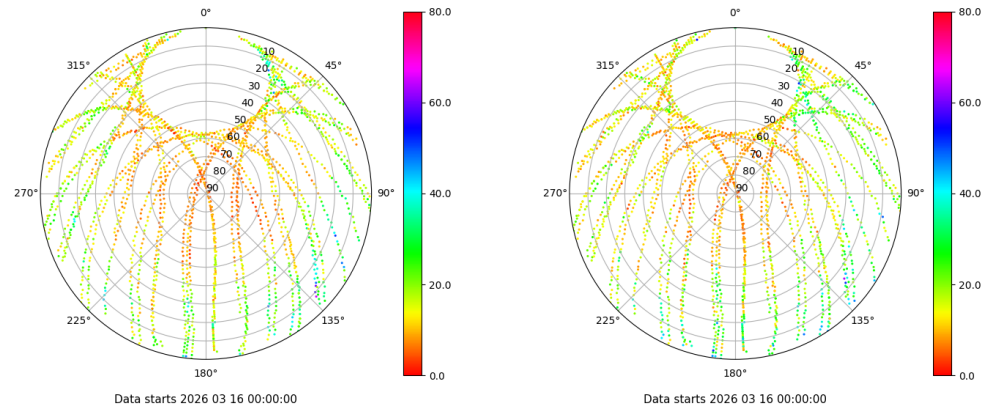
Señal-Ruido GLO L1 y L2

Skyplot for station MAD1. Signal to Noise S1C Data file MAD100ESP_R_2026075.xtr Skyplot for station MAD1. Signal to Noise S2C Data file MAD100ESP_R_2026075.xtr



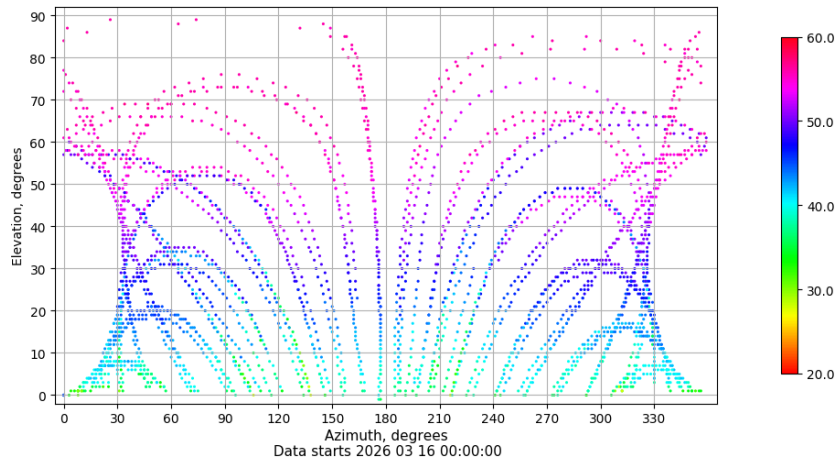
Multipath GLO L1 y L2

Skyplot for station MAD1. Parameter M1C Data file MAD100ESP_R_2026075.xtr Skyplot for station MAD1. Parameter M2C Data file MAD100ESP_R_2026075.xtr



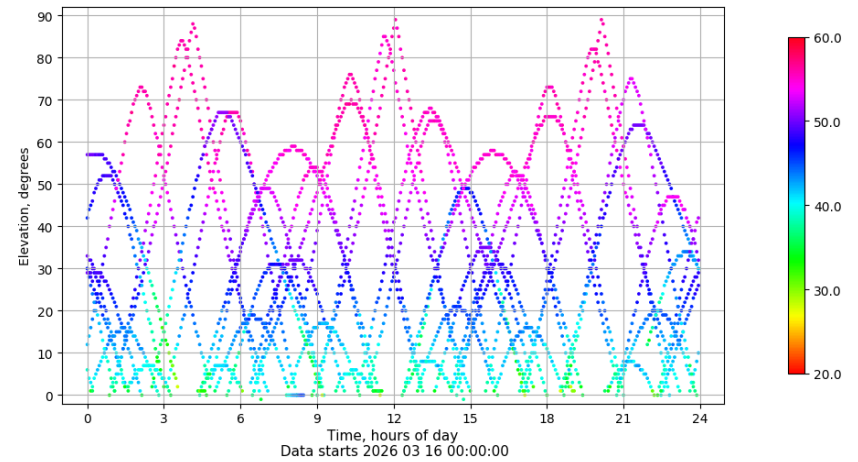
Azimuth-Elevacion

Azimuth-elevation plot for station MAD1. Signal to Noise S1C Data file MAD100ESP_R_2026075.xtr



Tiempo-Elevacion

Time-elevation plot for station MAD1. Signal to Noise S1C Data file MAD100ESP_R_2026075.xtr

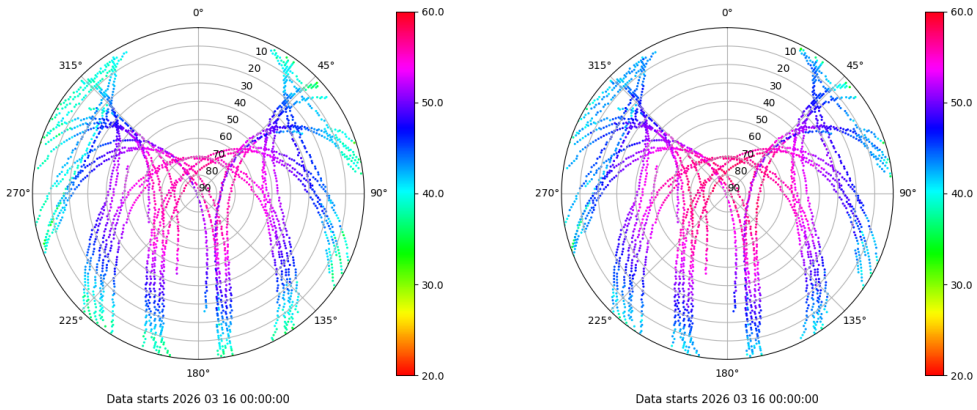


Control de calidad GNSS GAL diario

Estacion: MAD1
 Fecha: 2026 03 16
 Dia del año: 075

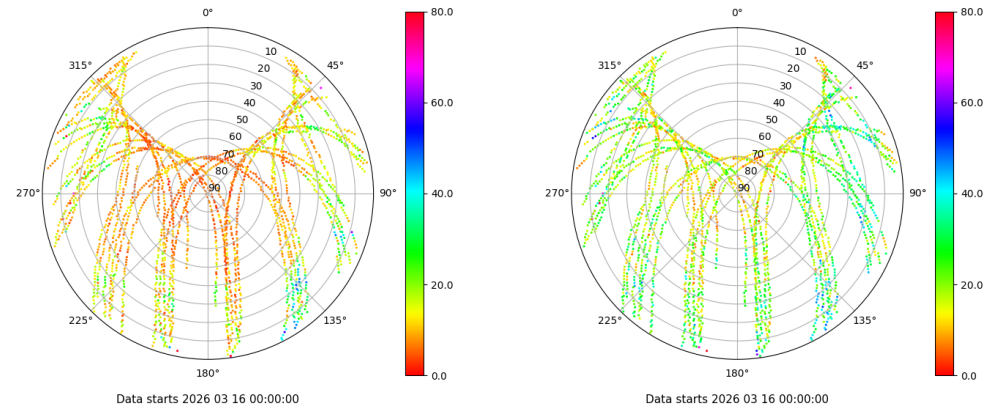
Señal-Ruido GAL E1 y E5

Skyplot for station MAD1. Signal to Noise S1C Data file MAD100ESP_R_2026075.xtr Skyplot for station MAD1. Signal to Noise S5Q Data file MAD100ESP_R_2026075.xtr



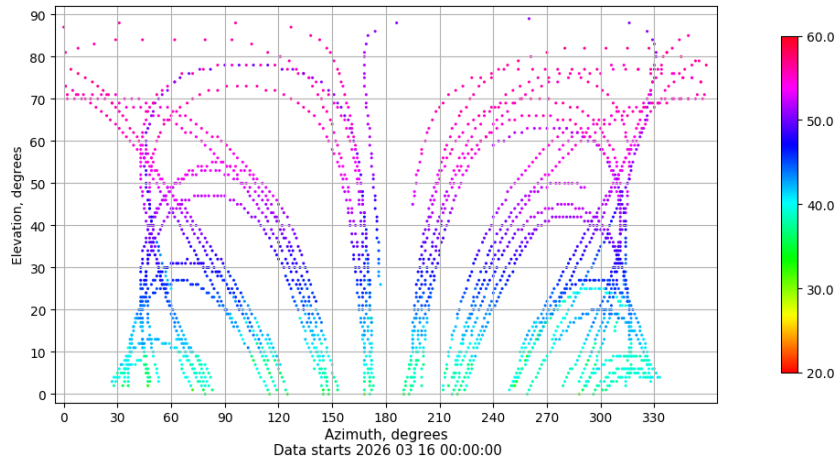
Multipath GAL E1 y E5

Skyplot for station MAD1. Parameter M1C Data file MAD100ESP_R_2026075.xtr Skyplot for station MAD1. Parameter M5Q Data file MAD100ESP_R_2026075.xtr



Azimuth-Elevacion

Azimuth-elevation plot for station MAD1. Signal to Noise S1C Data file MAD100ESP_R_2026075.xtr



Tiempo-Elevacion

Time-elevation plot for station MAD1. Signal to Noise S1C Data file MAD100ESP_R_2026075.xtr

