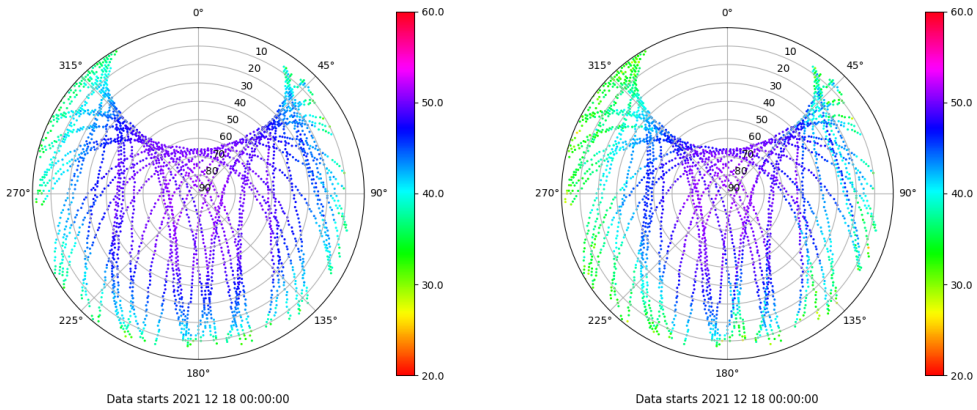


Control de calidad GNSS GPS diario

Estacion: GRA1
 Fecha: 2021 12 18
 Dia del año: 352

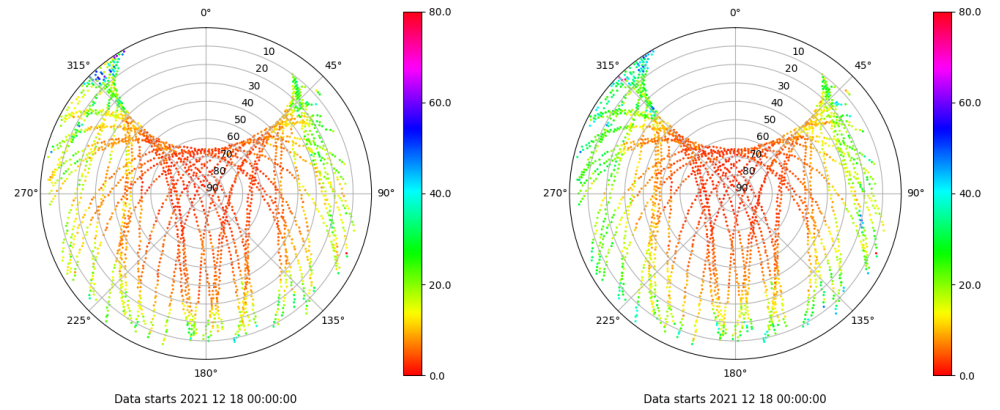
Señal-Ruido GPS L1 y L2

Skyplot for station GRA1. Signal to Noise S1C Data file GRA100ESP_R_2021352.xtr Skyplot for station GRA1. Signal to Noise S2W Data file GRA100ESP_R_2021352.xtr



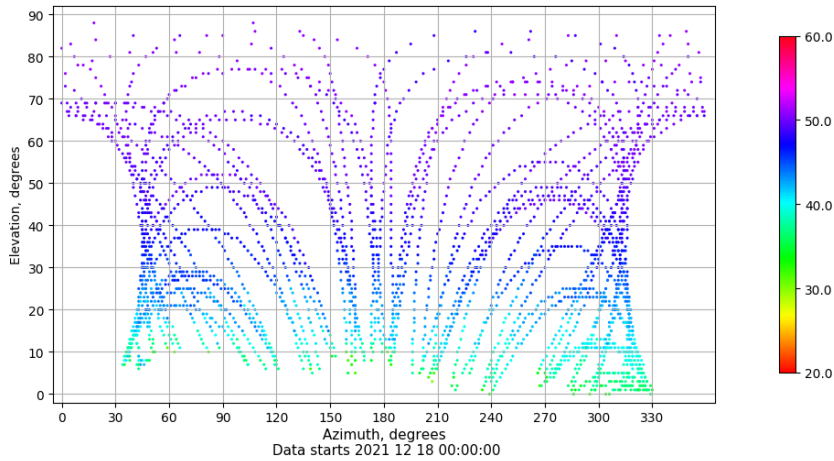
Multipath GPS L1 y L2

Skyplot for station GRA1. Parameter M1C Data file GRA100ESP_R_2021352.xtr Skyplot for station GRA1. Parameter M2W Data file GRA100ESP_R_2021352.xtr



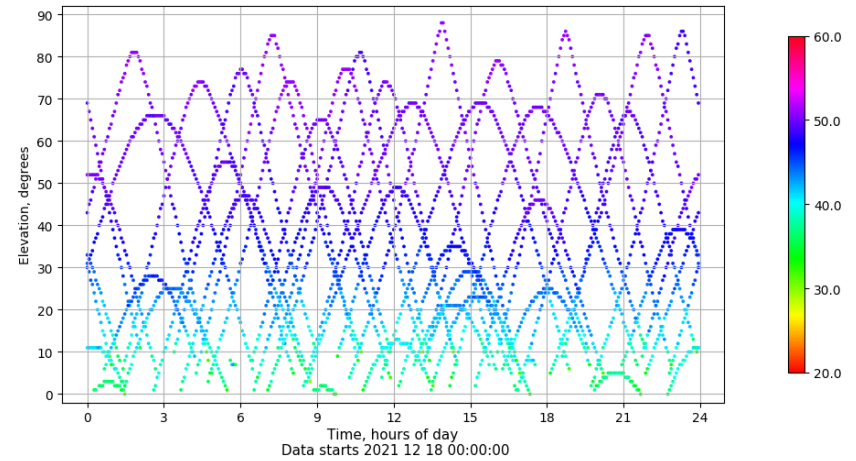
Azimuth-Elevacion

Azimuth-elevation plot for station GRA1. Signal to Noise S1C Data file GRA100ESP_R_2021352.xtr



Tiempo-Elevacion

Time-elevation plot for station GRA1. Signal to Noise S1C Data file GRA100ESP_R_2021352.xtr

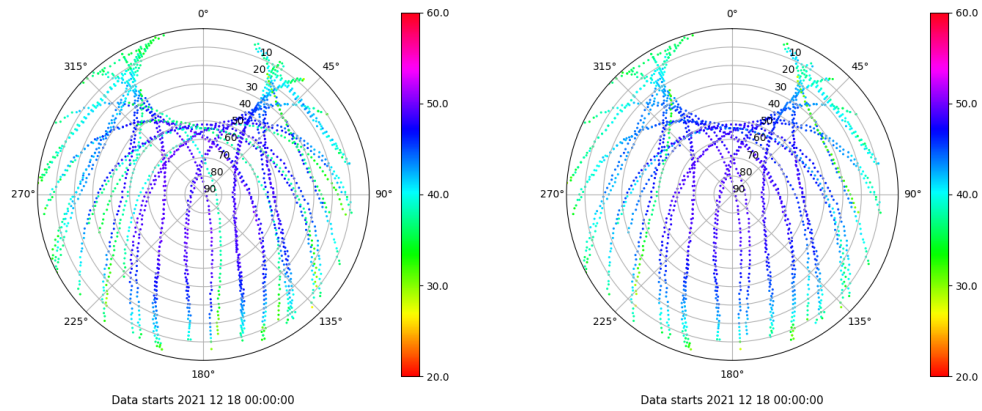


Control de calidad GNSS GLO diario

Estacion: GRA1
 Fecha: 2021 12 18
 Dia del año: 352

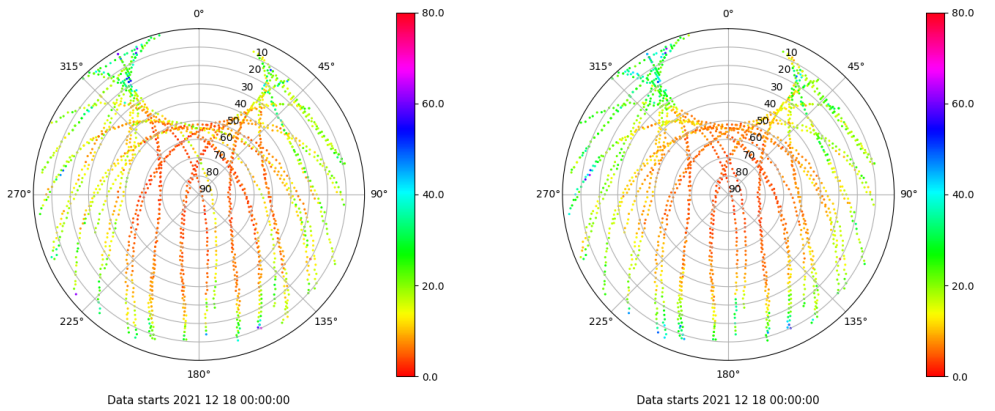
Señal-Ruido GLO L1 y L2

Skyplot for station GRA1. Signal to Noise S1C Data file GRA100ESP_R_2021352.xtr Skyplot for station GRA1. Signal to Noise S2P Data file GRA100ESP_R_2021352.xtr



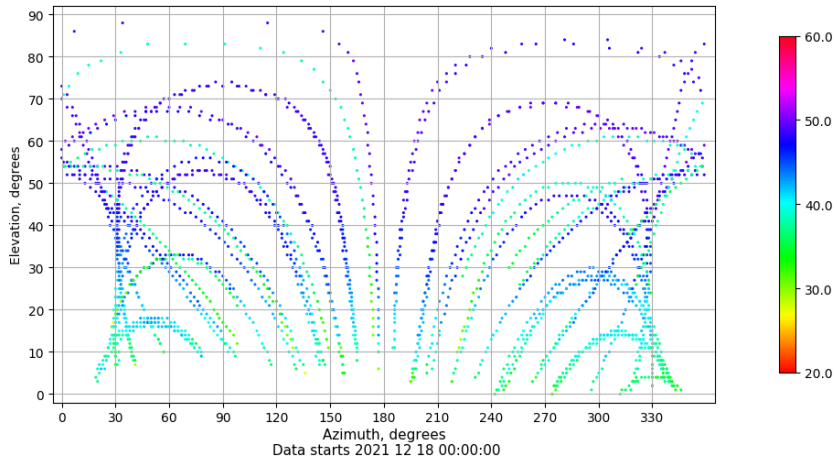
Multipath GLO L1 y L2

Skyplot for station GRA1. Parameter M1C Data file GRA100ESP_R_2021352.xtr Skyplot for station GRA1. Parameter M2P Data file GRA100ESP_R_2021352.xtr



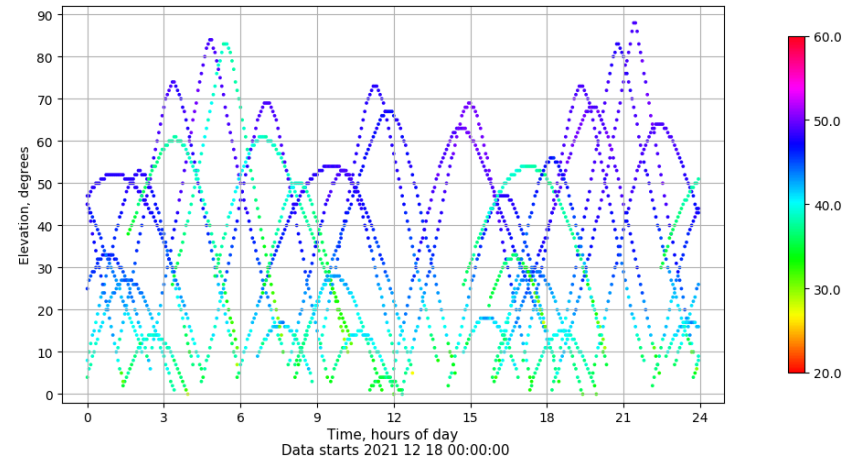
Azimut-Elevacion

Azimuth-elevation plot for station GRA1. Signal to Noise S1C Data file GRA100ESP_R_2021352.xtr



Tiempo-Elevacion

Time-elevation plot for station GRA1. Signal to Noise S1C Data file GRA100ESP_R_2021352.xtr

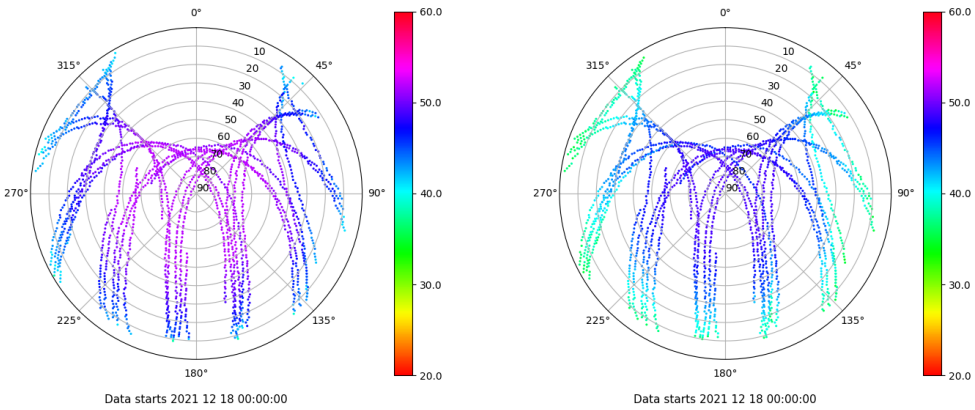


Control de calidad GNSS GAL diario

Estacion: GRA1
 Fecha: 2021 12 18
 Dia del año: 352

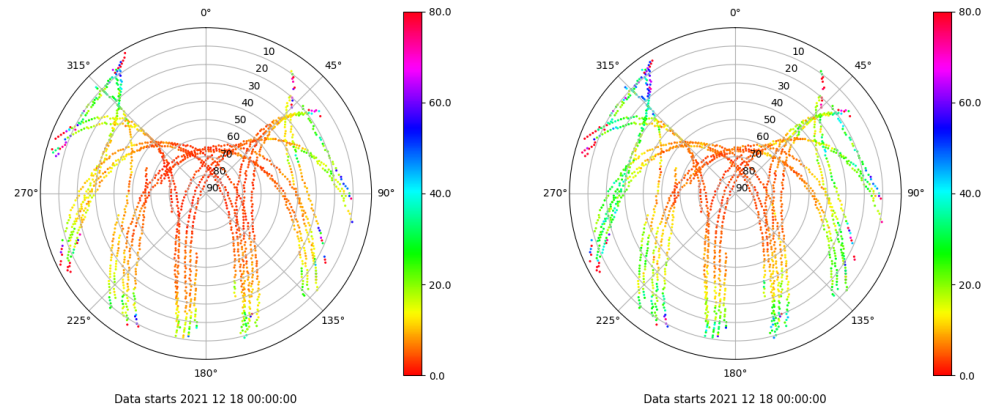
Señal-Ruido GAL E1 y E5

Skyplot for station GRA1. Signal to Noise S1C Data file GRA100ESP_R_2021352.xtr Skyplot for station GRA1. Signal to Noise S5Q Data file GRA100ESP_R_2021352.xtr



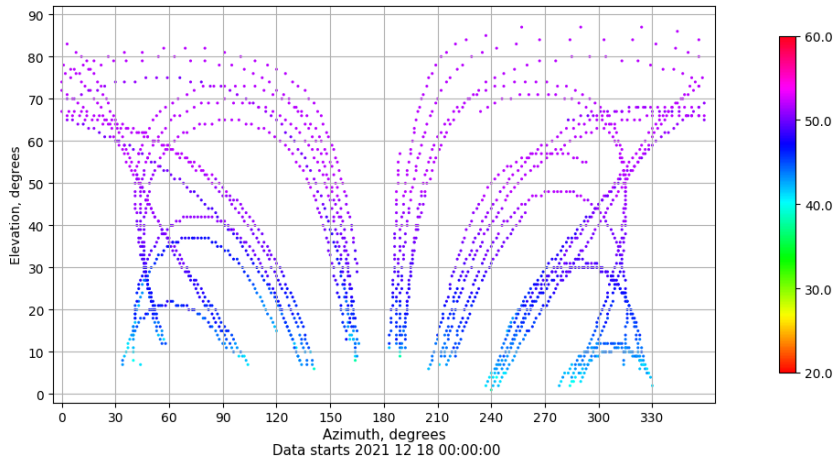
Multipath GAL E1 y E5

Skyplot for station GRA1. Parameter M1C Data file GRA100ESP_R_2021352.xtr Skyplot for station GRA1. Parameter M5Q Data file GRA100ESP_R_2021352.xtr



Azimuth-Elevacion

Azimuth-elevation plot for station GRA1. Signal to Noise S1C Data file GRA100ESP_R_2021352.xtr



Tiempo-Elevacion

Time-elevation plot for station GRA1. Signal to Noise S1C Data file GRA100ESP_R_2021352.xtr

