

# Control de calidad GNSS GPS diario

Estacion: GIRO  
 Fecha: 2024 06 17  
 Dia del año: 169

## Señal-Ruido GPS L1 y L2

Skyplot for station GIRO. Signal to Noise S1C Data file GIRO00ESP\_R\_2024128.xtr Skyplot for station GIRO. Signal to Noise S2W Data file GIRO00ESP\_R\_2024128.xtr



## Multipath GPS L1 y L2

Skyplot for station GIRO. Parameter M1C Data file GIRO00ESP\_R\_2024128.xtr Skyplot for station GIRO. Parameter M2W Data file GIRO00ESP\_R\_2024128.xtr



## Azimuth-Elevacion

Azimuth-elevation plot for station GIRO. Signal to Noise S1C Data file GIRO00ESP\_R\_2024128.xtr



## Tiempo-Elevacion

Time-elevation plot for station GIRO. Signal to Noise S1C Data file GIRO00ESP\_R\_2024128.xtr

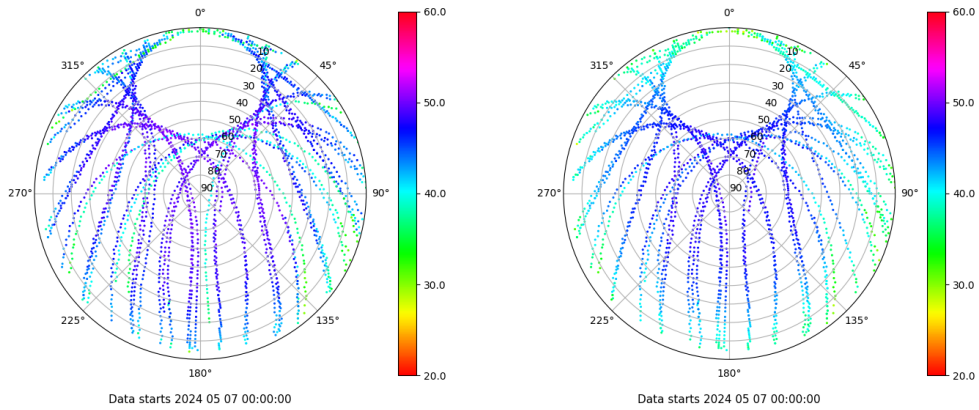


# Control de calidad GNSS GLO diario

Estacion: GIRO  
 Fecha: 2024 06 17  
 Dia del año: 169

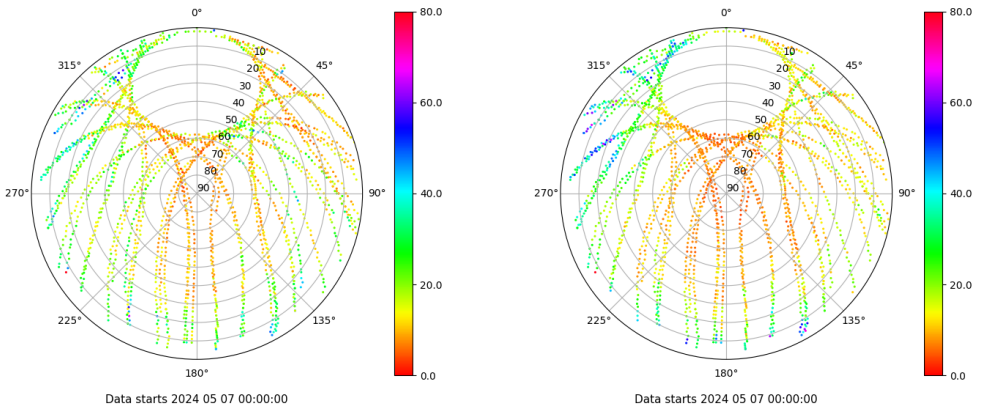
## Señal-Ruido GLO L1 y L2

Skyplot for station GIRO. Signal to Noise S1C Data file GIRO00ESP\_R\_2024128.xtr Skyplot for station GIRO. Signal to Noise S2P Data file GIRO00ESP\_R\_2024128.xtr



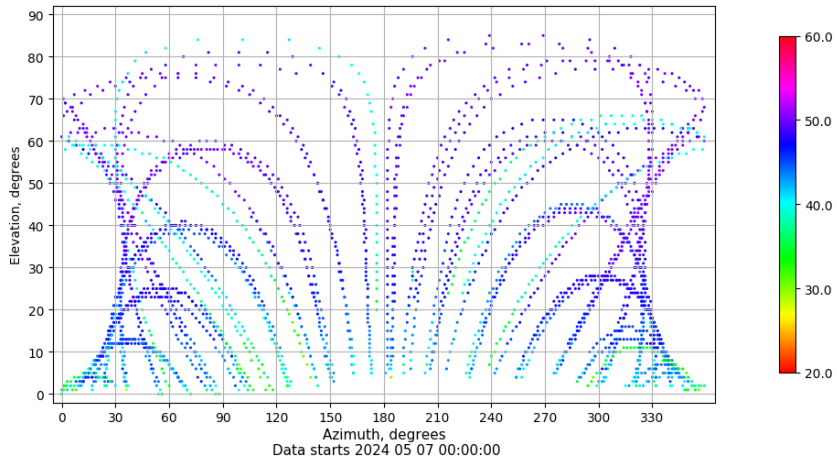
## Multipath GLO L1 y L2

Skyplot for station GIRO. Parameter M1C Data file GIRO00ESP\_R\_2024128.xtr Skyplot for station GIRO. Parameter M2P Data file GIRO00ESP\_R\_2024128.xtr



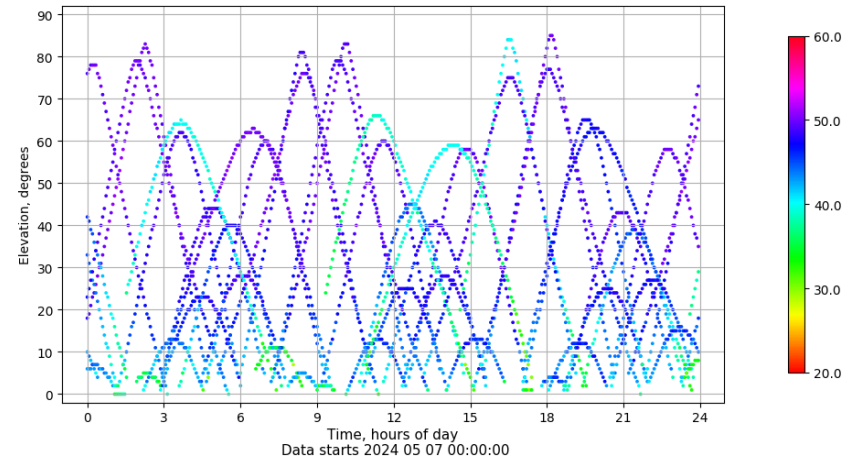
## Azimuth-Elevacion

Azimuth-elevation plot for station GIRO. Signal to Noise S1C Data file GIRO00ESP\_R\_2024128.xtr



## Tiempo-Elevacion

Time-elevation plot for station GIRO. Signal to Noise S1C Data file GIRO00ESP\_R\_2024128.xtr

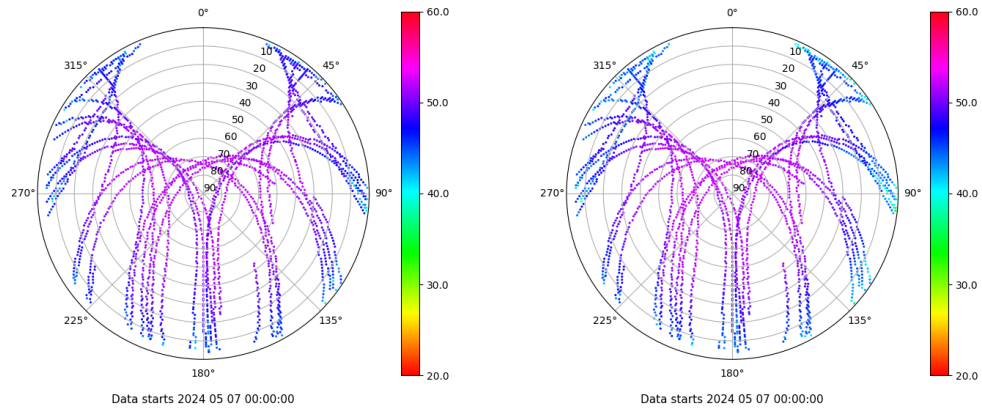


# Control de calidad GNSS GAL diario

Estacion: GIRO  
 Fecha: 2024 06 17  
 Dia del año: 169

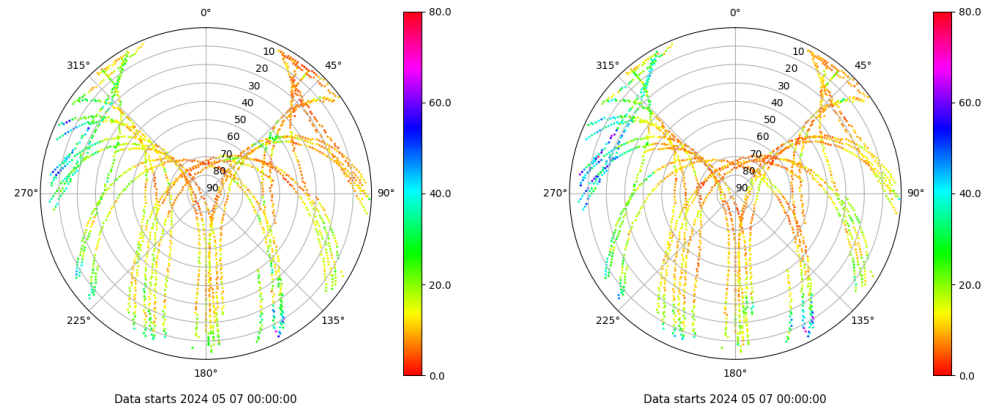
## Señal-Ruido GAL E1 y E5

Skyplot for station GIRO. Signal to Noise S1C Data file GIRO00ESP\_R\_2024128.xtr Skyplot for station GIRO. Signal to Noise S5Q Data file GIRO00ESP\_R\_2024128.xtr



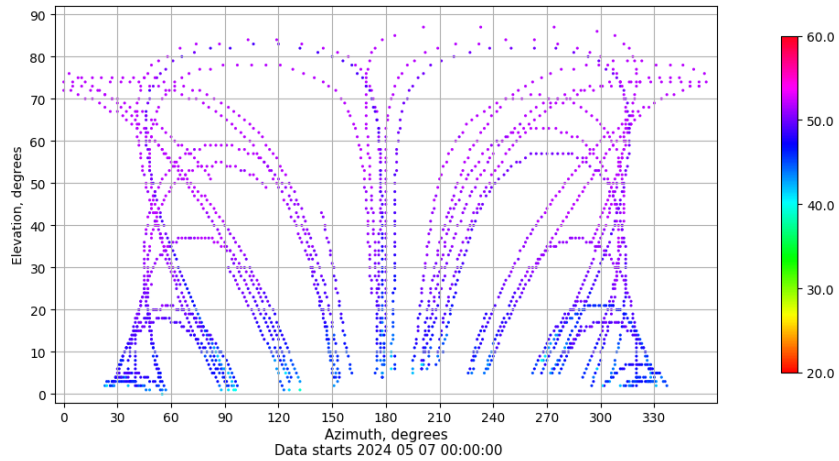
## Multipath GAL E1 y E5

Skyplot for station GIRO. Parameter M1C Data file GIRO00ESP\_R\_2024128.xtr Skyplot for station GIRO. Parameter M5Q Data file GIRO00ESP\_R\_2024128.xtr



## Azimuth-Elevacion

Azimuth-elevation plot for station GIRO. Signal to Noise S1C Data file GIRO00ESP\_R\_2024128.xtr



## Tiempo-Elevacion

Time-elevation plot for station GIRO. Signal to Noise S1C Data file GIRO00ESP\_R\_2024128.xtr

