

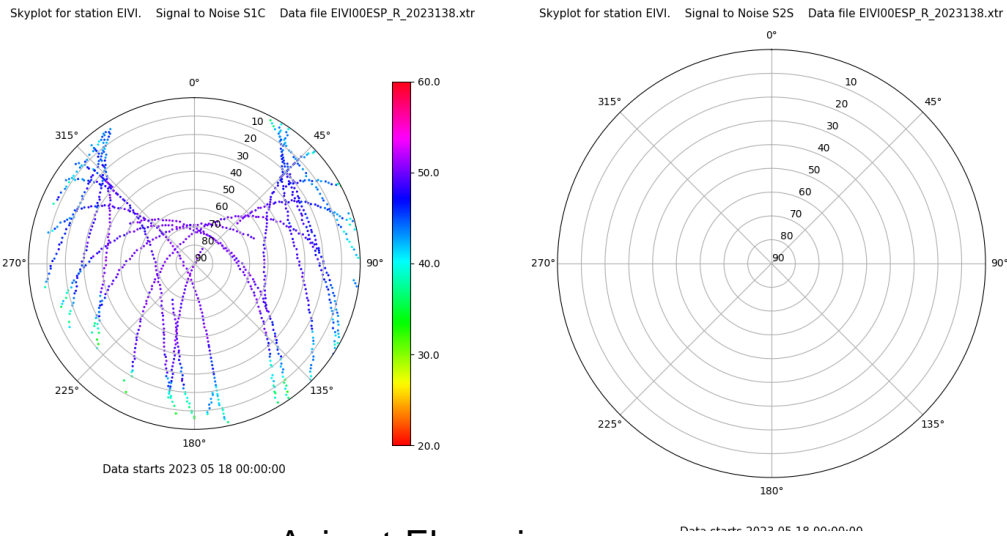
Control de calidad GNSS GPS diario

Estacion: EIVI

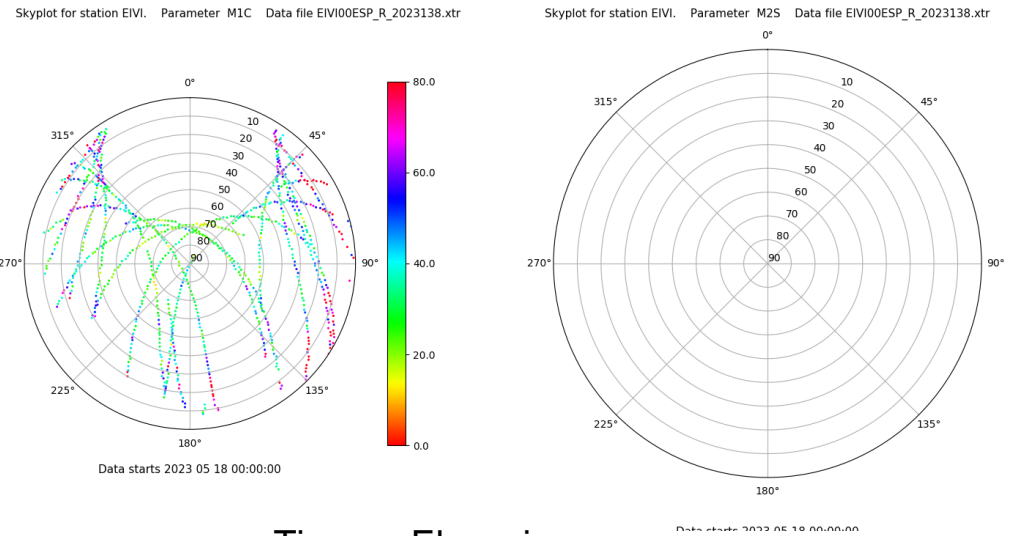
Fecha: 2023 05 18

Dia del año: 138

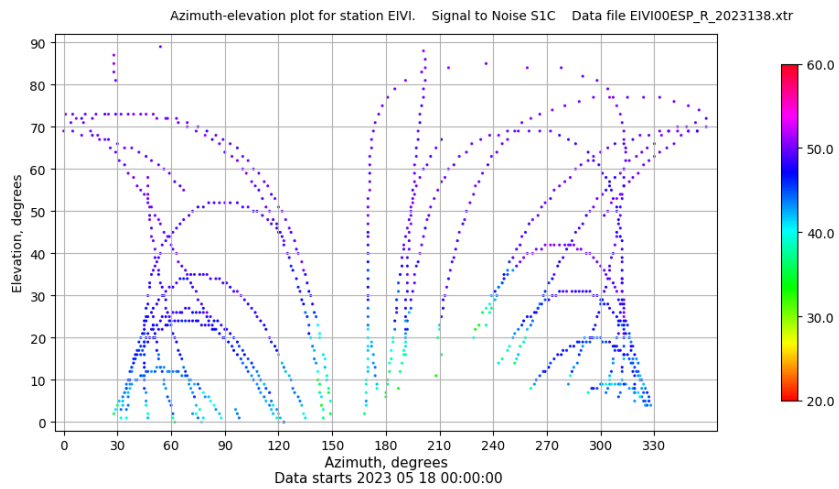
Señal-Ruido GPS L1 y L2



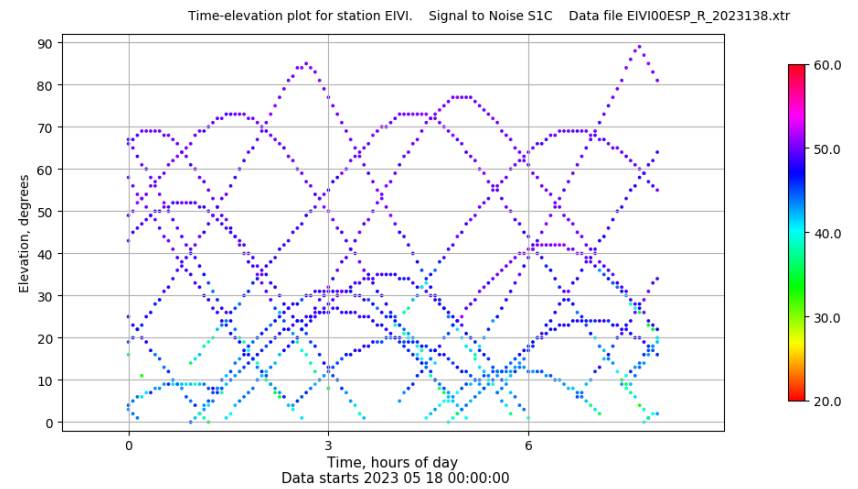
Multipath GPS L1 y L2



Azimut-Elevacion



Tiempo-Elevacion



Control de calidad GNSS GLO diario

Estacion: EIVI

Fecha: 2023 05 18

Dia del año: 138

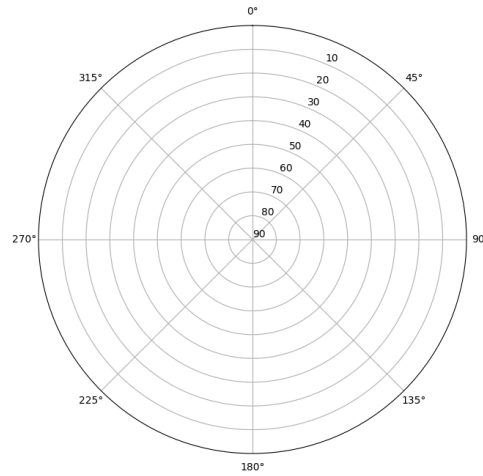
Señal-Ruido GLO L1 y L2

Skyplot for station EIVI. Signal to Noise S1C Data file EIVI00ESP_R_2023138.xtr



Data starts 2023 05 18 00:00:00

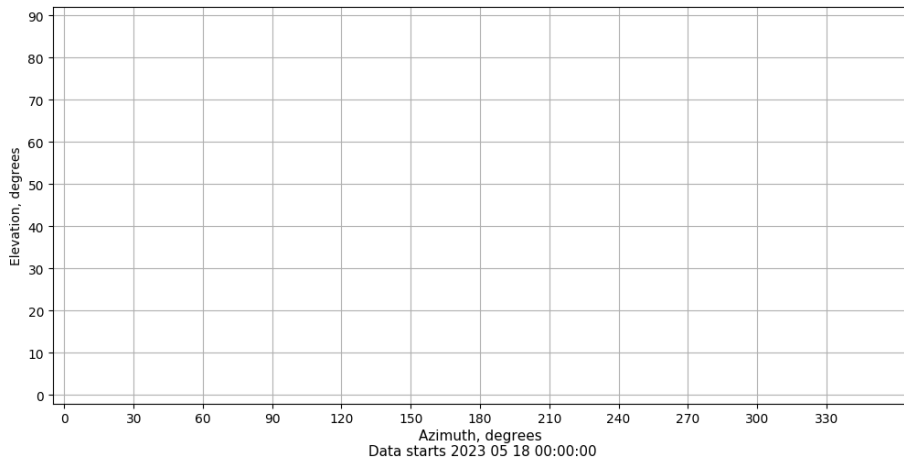
Skyplot for station EIVI. Signal to Noise S2P Data file EIVI00ESP_R_2023138.xtr



Data starts 2023 05 18 00:00:00

Azimut-Elevacion

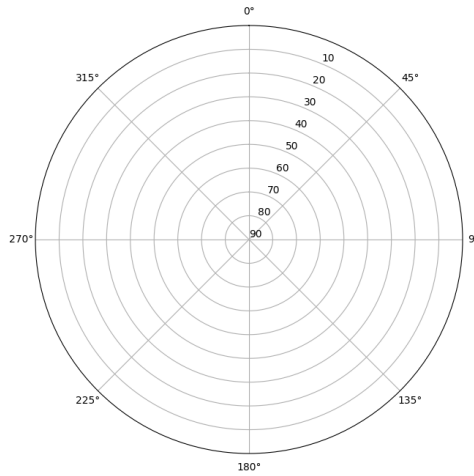
Azimuth-elevation plot for station EIVI. Signal to Noise S1C Data file EIVI00ESP_R_2023138.xtr



Data starts 2023 05 18 00:00:00

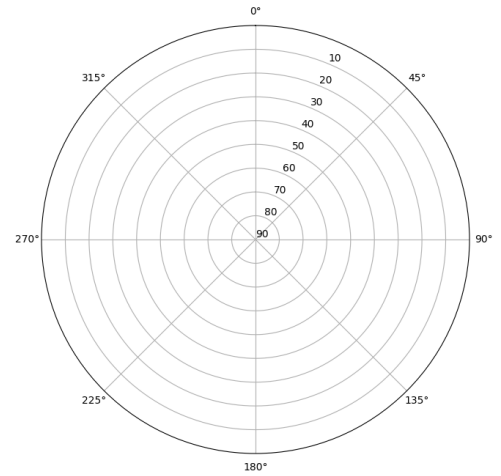
Multipath GLO L1 y L2

Skyplot for station EIVI. Parameter M1C Data file EIVI00ESP_R_2023138.xtr



Data starts 2023 05 18 00:00:00

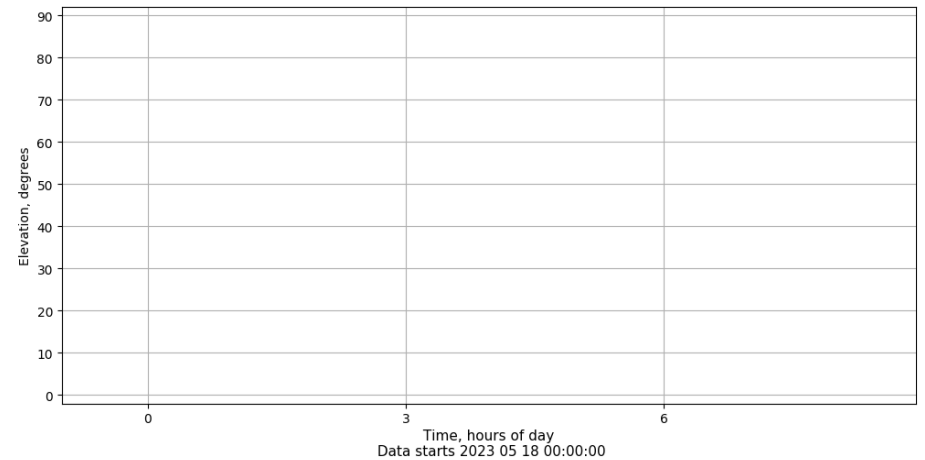
Skyplot for station EIVI. Parameter M2P Data file EIVI00ESP_R_2023138.xtr



Data starts 2023 05 18 00:00:00

Tiempo-Elevacion

Time-elevation plot for station EIVI. Signal to Noise S1C Data file EIVI00ESP_R_2023138.xtr



Data starts 2023 05 18 00:00:00

Control de calidad GNSS GAL diario

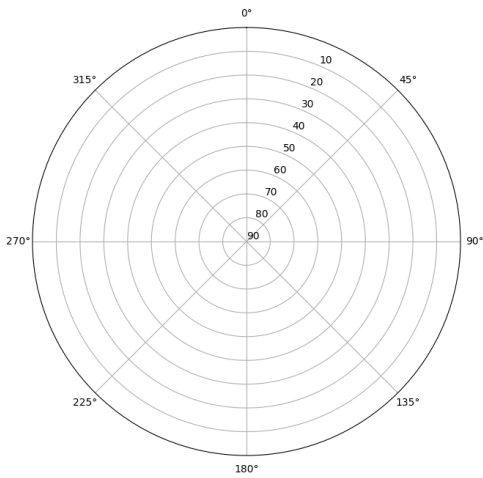
Estacion: EIVI

Fecha: 2023 05 18

Dia del año: 138

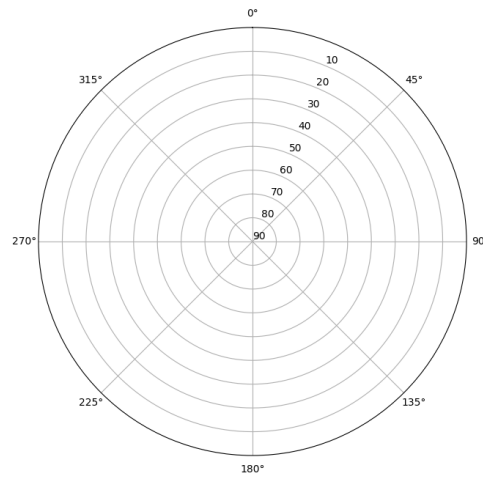
Señal-Ruido GAL E1 y E5

Skyplot for station EIVI. Signal to Noise S1C Data file EIVI00ESP_R_2023138.xtr



Data starts 2023 05 18 00:00:00

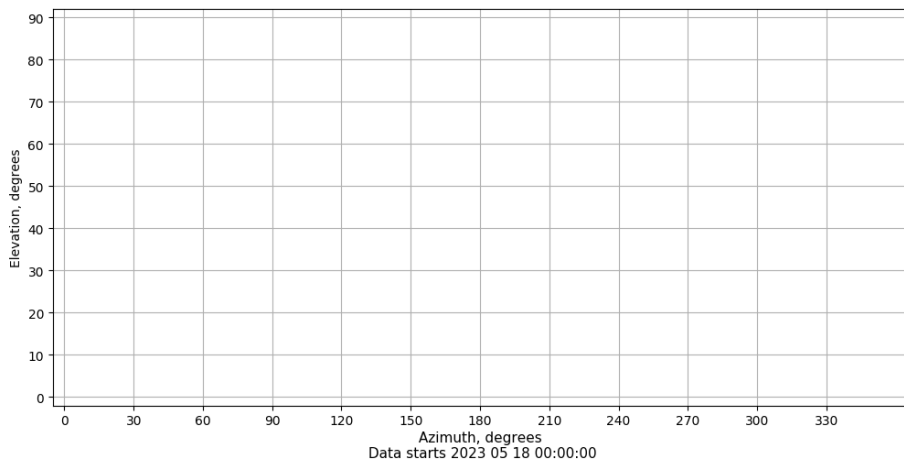
Skyplot for station EIVI. Signal to Noise S5Q Data file EIVI00ESP_R_2023138.xtr



Data starts 2023 05 18 00:00:00

Azimut-Elevacion

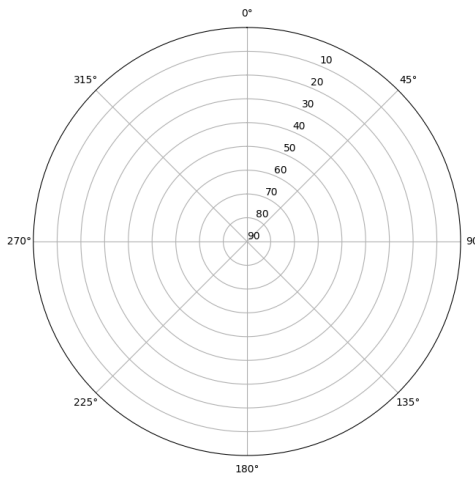
Azimuth-elevation plot for station EIVI. Signal to Noise S1C Data file EIVI00ESP_R_2023138.xtr



Data starts 2023 05 18 00:00:00

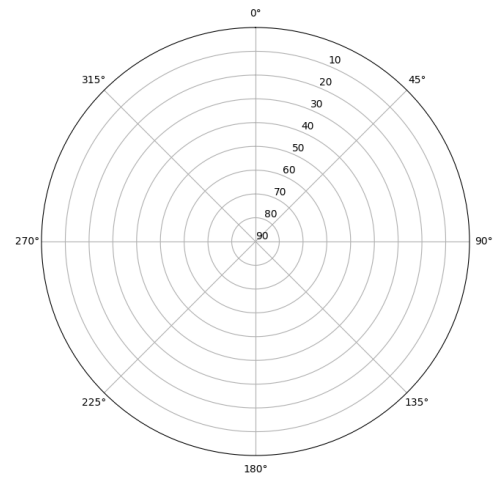
Multipath GAL E1 y E5

Skyplot for station EIVI. Parameter M1C Data file EIVI00ESP_R_2023138.xtr



Data starts 2023 05 18 00:00:00

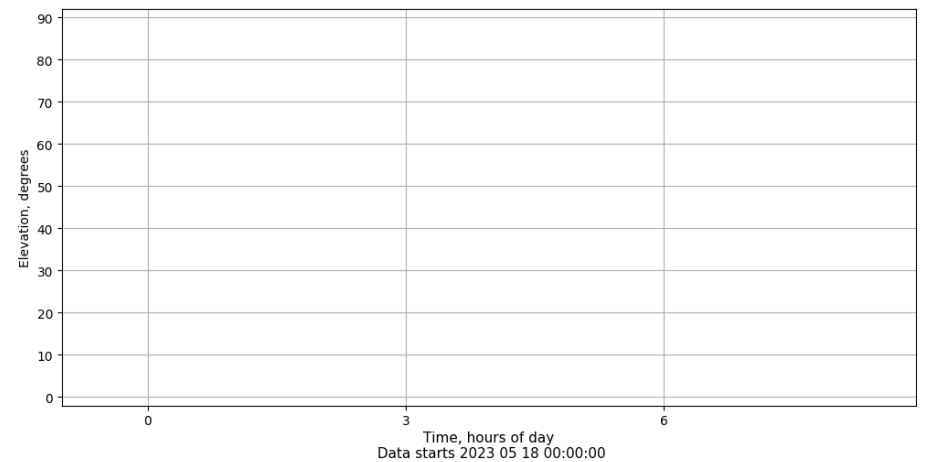
Skyplot for station EIVI. Parameter M5Q Data file EIVI00ESP_R_2023138.xtr



Data starts 2023 05 18 00:00:00

Tiempo-Elevacion

Time-elevation plot for station EIVI. Signal to Noise S1C Data file EIVI00ESP_R_2023138.xtr



Data starts 2023 05 18 00:00:00