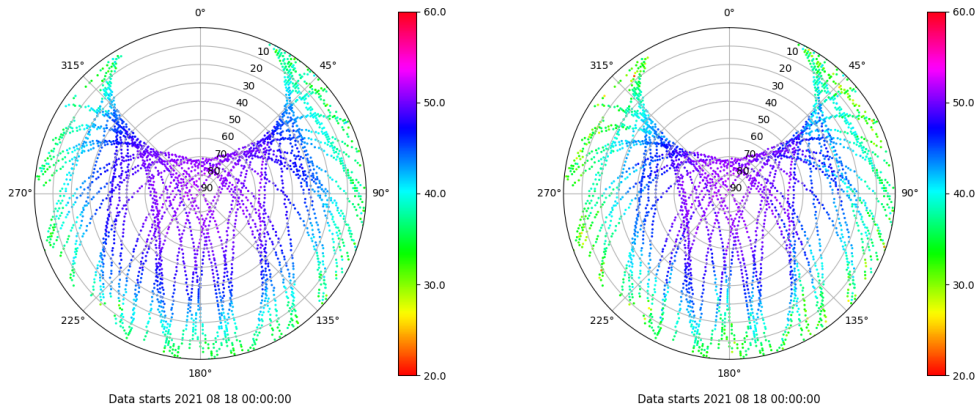


Control de calidad GNSS GPS diario

Estacion: BCL1
 Fecha: 2021 08 18
 Dia del año: 230

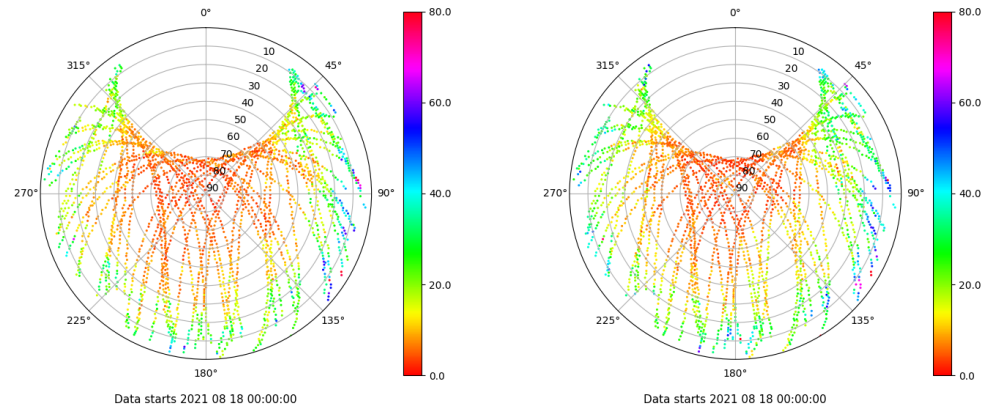
Señal-Ruido GPS L1 y L2

Skyplot for station BCL1. Signal to Noise S1C Data file BCL100ESP_R_2021230.xtr Skyplot for station BCL1. Signal to Noise S2W Data file BCL100ESP_R_2021230.xtr



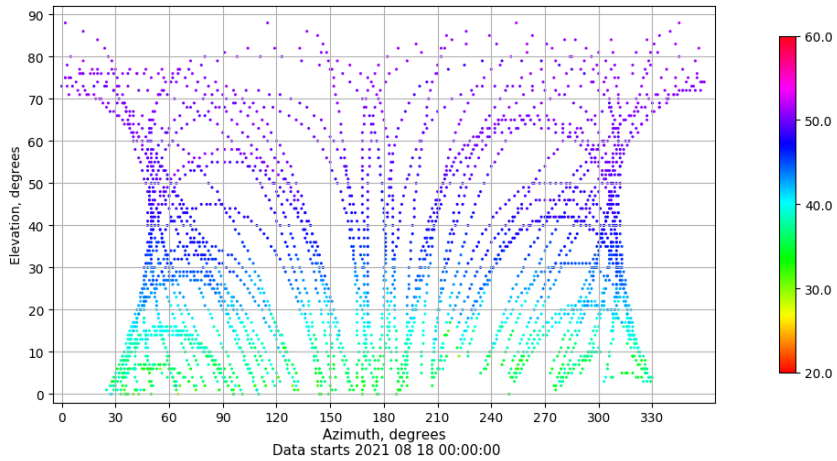
Multipath GPS L1 y L2

Skyplot for station BCL1. Parameter M1C Data file BCL100ESP_R_2021230.xtr Skyplot for station BCL1. Parameter M2W Data file BCL100ESP_R_2021230.xtr



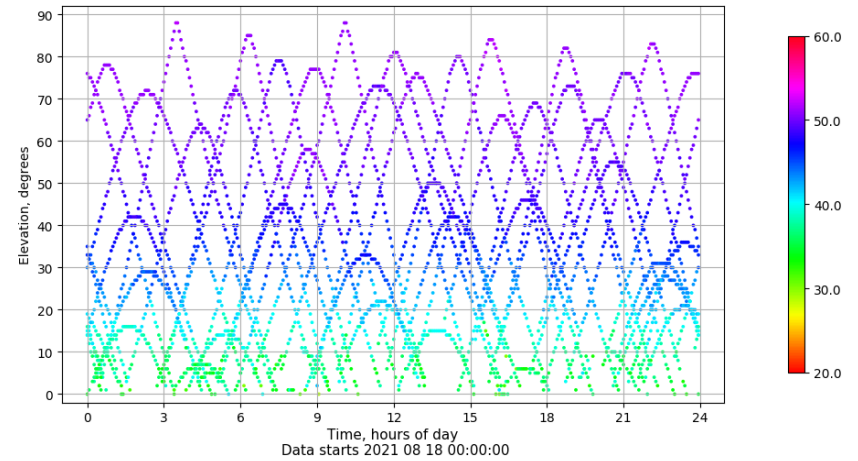
Azimut-Elevacion

Azimuth-elevation plot for station BCL1. Signal to Noise S1C Data file BCL100ESP_R_2021230.xtr



Tiempo-Elevacion

Time-elevation plot for station BCL1. Signal to Noise S1C Data file BCL100ESP_R_2021230.xtr

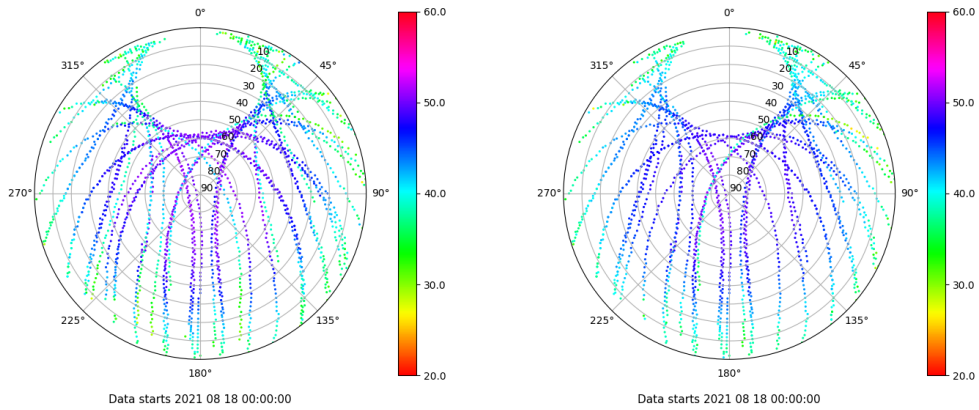


Control de calidad GNSS GLO diario

Estacion: BCL1
 Fecha: 2021 08 18
 Dia del año: 230

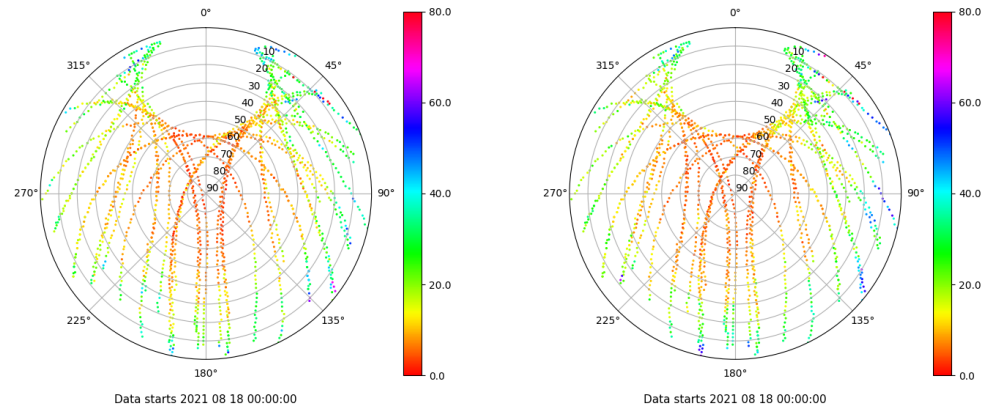
Señal-Ruido GLO L1 y L2

Skyplot for station BCL1. Signal to Noise S1C Data file BCL100ESP_R_2021230.xtr Skyplot for station BCL1. Signal to Noise S2P Data file BCL100ESP_R_2021230.xtr



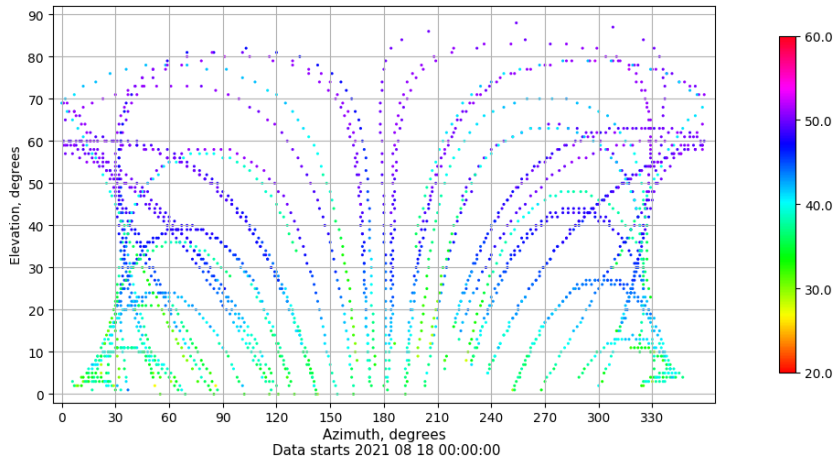
Multipath GLO L1 y L2

Skyplot for station BCL1. Parameter M1C Data file BCL100ESP_R_2021230.xtr Skyplot for station BCL1. Parameter M2P Data file BCL100ESP_R_2021230.xtr



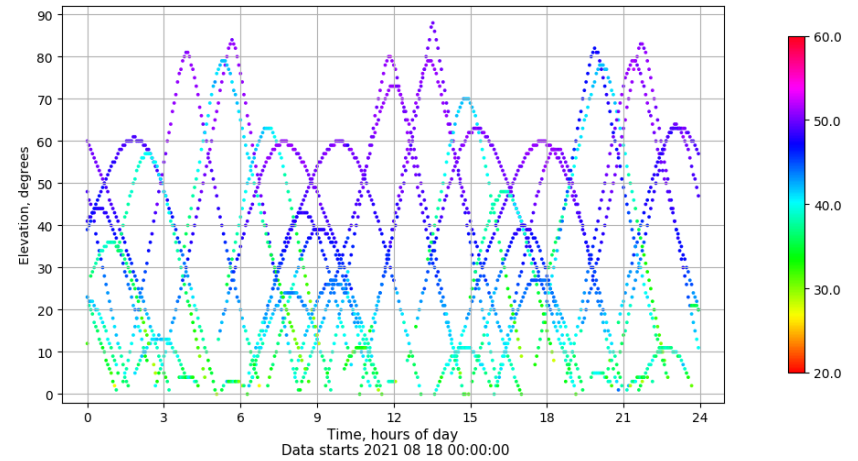
Azimut-Elevacion

Azimuth-elevation plot for station BCL1. Signal to Noise S1C Data file BCL100ESP_R_2021230.xtr



Tiempo-Elevacion

Time-elevation plot for station BCL1. Signal to Noise S1C Data file BCL100ESP_R_2021230.xtr

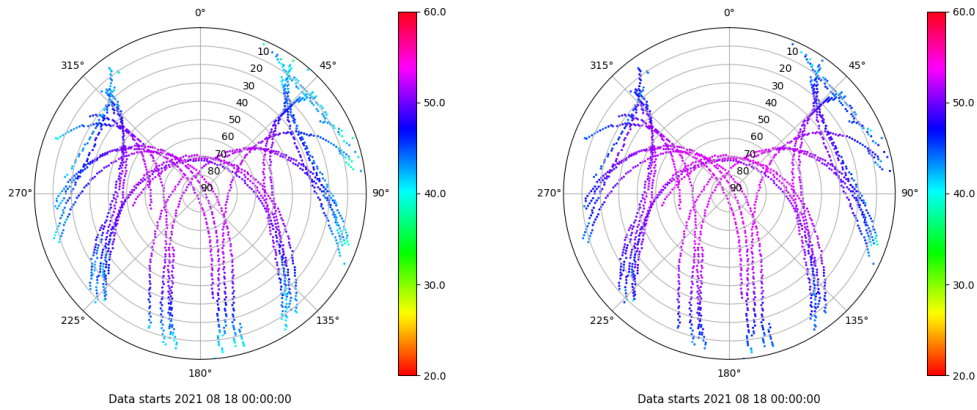


Control de calidad GNSS GAL diario

Estacion: BCL1
 Fecha: 2021 08 18
 Dia del año: 230

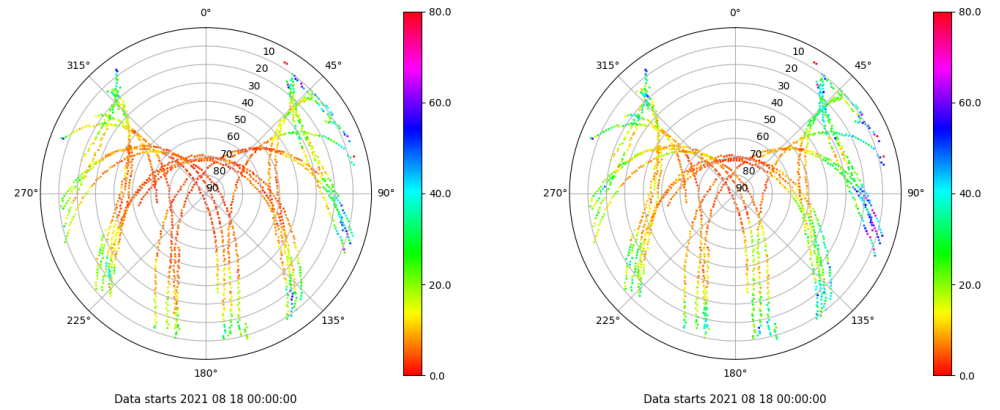
Señal-Ruido GAL E1 y E5

Skyplot for station BCL1. Signal to Noise S1C Data file BCL100ESP_R_2021230.xtr Skyplot for station BCL1. Signal to Noise S5Q Data file BCL100ESP_R_2021230.xtr



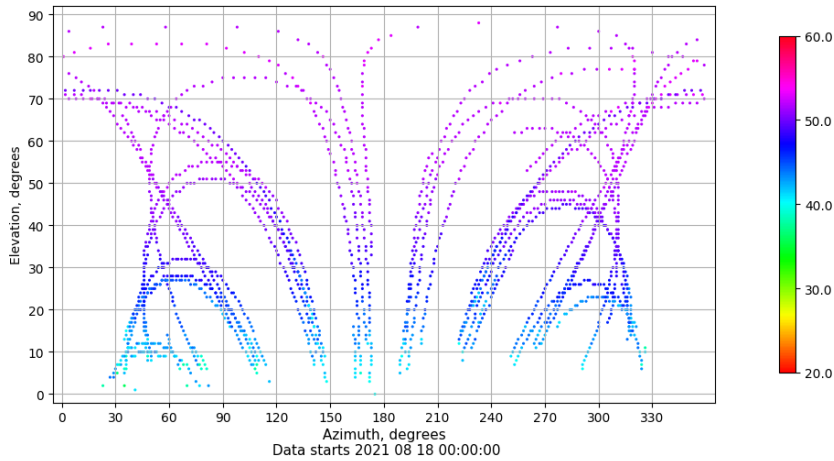
Multipath GAL E1 y E5

Skyplot for station BCL1. Parameter M1C Data file BCL100ESP_R_2021230.xtr Skyplot for station BCL1. Parameter M5Q Data file BCL100ESP_R_2021230.xtr



Azimut-Elevacion

Azimuth-elevation plot for station BCL1. Signal to Noise S1C Data file BCL100ESP_R_2021230.xtr



Tiempo-Elevacion

Time-elevation plot for station BCL1. Signal to Noise S1C Data file BCL100ESP_R_2021230.xtr

